

## Summary Fort Wayne

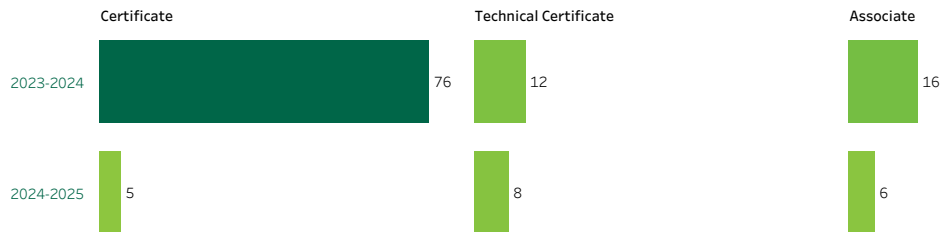
Unduplicated Headcount 196



### Enrollment Headcount



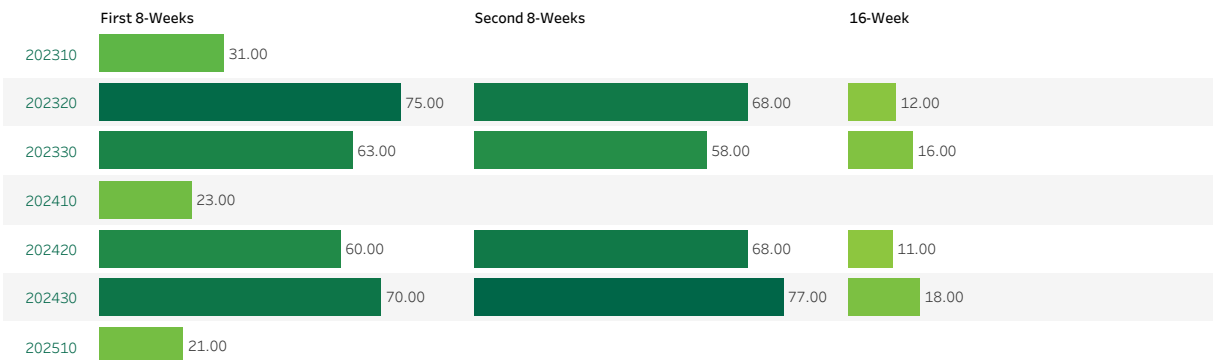
### Credentials Duplicated Headcount



### Retention 5-Year Trends Fall to Fall



### Subterm Enrollment Unduplicated Headcount



#### All Reports

☐ Student Type Filters

Term Code  
Multiple values

Rollup Campus  
Fort Wayne

Campus  
All

Academic School  
Culinary Arts & Hospital..

Rollup Program  
All

Academic Major Code  
All

Academic Degree  
All

Measure Names  
Final Retention  
PIT Retention

Srfm Veteran Category  
All

Srfm Veteran Category  
All

Knowledge Base: Link  
to Strategic Plan  
Definitions

Show Mobile Sheets

Enrollment Fort Wayne Headcount

Unduplicated Headcount 196



Enrollment

Metric Type  
Headcount

Registered Ind  
Y

Revenue Generating  
Y

Apprentice Indicator  
All

Dual Credit  
All

Full Or Part Time - Term  
All

Select Analysis Student  
Attribute Comparison  
21ST

End Of Term Retention  
Status  
All

All Reports

☒ Student Type  
Filters

Gender  
All

Ethnicity  
All

Age Group  
All

Population  
All

Single Parent  
All

Credits Earned  
Cumulative Group  
All

Beginning of Term  
Cumulative Credits Earned  
All

First Generation  
All

Person of Color  
All

Gpa Range Cumulative  
All

Career Link  
All

Student Attribute  
\*All

Instructional Method Stud..  
All

Laptop Scholarship  
All

Finaid Applicant Ind  
All

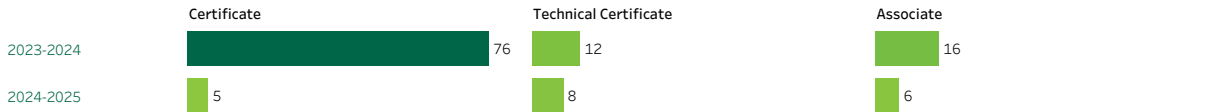
Srfm Veteran Category  
All

122.0

116.0

21.0

Hide First Analysis Breakout



Credentials

Select Metric  
Duplicated Headcount

Outcome Status  
Awarded

Graduation Status  
All

Select Anal..  
21ST

Select 1st Analysis Academic School	Select 2nd Analysis Rollup Program	Select 3rd Analysis Academic Year/Retention Ter..	CT	TC	Associate
Culinary Arts & Hospitality Management	Hospitality Administration	2023-2024	76	12	16
		2024-2025	5	8	6
Click Here to View Credential Student Details					

All Reports

☐ Student Type Filters

Term Code  
Awarded Term  
Multiple values

Rollup Campus  
Fort Wayne

Campus  
All

Academic School  
Culinary Arts & Hospital..

Rollup Program  
All

Academic Major Code  
All

Academic Degree  
All


Link to Graduates by Term and Academic Year Dashboard

Show Mobile Sheets


## Retention Fort Wayne Fall to Fall



### Retention 5-Year Trends



20232000 - 20242000



20242000 - 20252000

### Retention Analysis

Select 1st Analysis Academic School	Select 2nd Analysis Rollup Program	Select 3rd Analysis Academic Year/Retention Ter..	PiT Retained	PiT Cohort	PiT Retention	Final Retained	Final Cohort	Final Retention
Culinary Arts & Hospitality Management	Hospitality Administration	20232000 - 20242000	19	78	24.4%	26	62	41.9%
		20242000 - 20252000	23	75	30.7%	0		

[Click Here to View Retention Student Details](#)

### Retention

Retention Period  
Fall to Fall

Retention Terms  
All

Select Analysis Student  
Attribute Comparison  
21ST

### All Reports

☒ Student Type  
Filters

Gender

All

Ethnicity

All

Student Age Group

All

Population

All

Single Parent

All

Credits Ear..

All

Beginning ..

All

Instructional Method Stu..

☒ All Online-Only Courses

☒ No Online-Only Courses

First Generation

All

Person of Color

All

Gpa Range Cumulative

All

Career Link

All

Student Attribute

\*All

Laptop Scholarship

All

Finaid Applicant Ind

All

Srfm Veteran Category

All

Courses/Subterm Fort Wayne Unduplicated Headcount

Unduplicated Headcount 196.0



	First 8-Weeks	Second 8-Weeks	16-Week
202310	31.00		
202320	75.00	68.00	12.00
202330	63.00	58.00	16.00
202410	23.00		
202420	60.00	68.00	11.00
202430	70.00	77.00	18.00
202510	21.00		

SubTerm and Classes

Metric Type	Unduplicated Headcount
Registered	Y
Revenue Generating Student	Y
Part Of Term Simplified	All
Apprentice Indicator	All
Dual Credit	All
Full Or Part Time - Term	All

Select 1st Analysis Academic School	Select 2nd Analysis Rollup Program	Select 3rd Analysis Academic Year/Retention Terms	Unduplicated Headcount
Culinary Arts & Hospitality Management	Hospitality Administration	2023-2024	122.0
		2024-2025	116.0
		2025-2026	21.0

All Reports

☒ Student Type  
Filters

- Gender  
All
- Ethnicity  
All
- Student Age Group  
All
- Population  
All
- Single Parent  
All
- Credits Earned  
Cumulative Group  
All
- Beginning of Term  
Cumulative Credits Earned  
All
- Instructional Method Stud..  
All
- First Generation  
All
- Srfm Veteran Category  
All
- Person of Color  
All
- Gpa Range Cumulative  
All
- Career Link  
All
- Student Attribute  
\*All
- Laptop Scholarship  
All
- Finaid Applicant Ind  
All
- Srfm Veteran Category  
All

Click Here to View Course Student Details