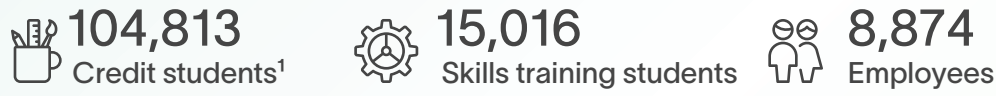


The Economic Value of Ivy Tech Community College

The State of Indiana



About Ivy Tech



1: Dual-credit-courses taught by high school teachers are excluded from the analysis.

Economic impact analysis



\$4.3 billion Added income

Alumni impact

Impact of the increased earnings of Ivy Tech alumni and the businesses they work for

An economic boost similar to hosting the Super Bowl **12x**




OR **52,258** Jobs supported



1 out of every **67**

jobs in Indiana is supported by the activities of Ivy Tech and its students.



\$406.4 million Added income

Operations spending impact

Impact of annual payroll and other spending

Enough to buy **8,601** new cars



OR **8,727** Jobs supported



\$136.0 million Added income

Student spending impact

Impact of the daily spending of Ivy Tech students attracted to or retained in the state

Enough to buy **9,272** families² a year's worth of groceries



OR **2,223** Jobs supported

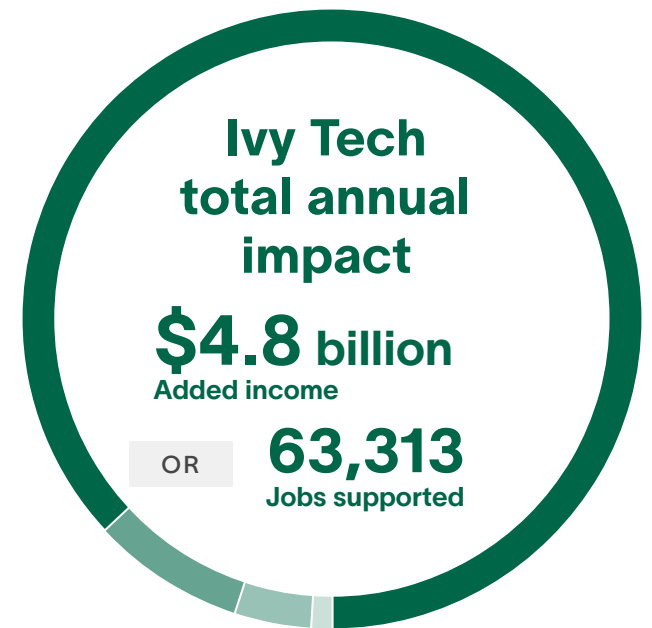


\$11.9 million Added income

Construction spending impact

Impact of expenditures for ongoing construction projects

OR **105** Jobs supported

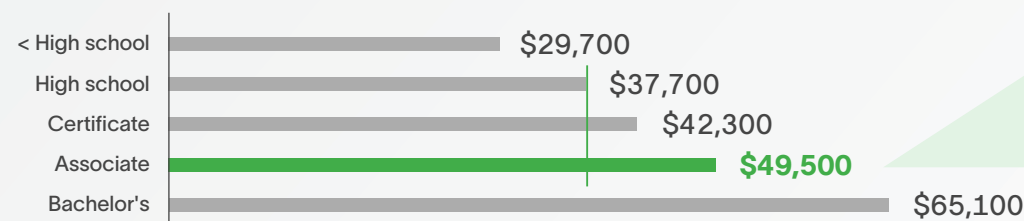


● = 1,000 jobs ² = family of four

Investment analysis




Average earnings by education level at career midpoint



The average associate degree graduate from Ivy Tech will see an increase in earnings of **\$11,800** each year compared to someone with a high school diploma working in Indiana.


For every **\$1...**



Students gain **\$4.90** in lifetime earnings



Taxpayers gain **\$1.70** in added tax revenue and public sector savings



Society gains **\$9.00** in added income and social savings