

# 2024–25 FAFSA® Form Preview Presentation

*July 2023*

**Federal Student Aid**  
An OFFICE of the U.S. DEPARTMENT of EDUCATION

# Topics

---

- [Overview](#)
- [Dependent Student Invites Parent](#)
- [Parent Starts and Submits a FAFSA® Form Without Student Consent or Signature](#)
- [Independent Student Invites Student Spouse](#)
- [Independent Student Who Is Single and a Non-Tax Filer](#)
- [FAFSA Submission Summary](#)
- [Dependent Student and Direct Unsubsidized Loan](#)
- [Provisionally Independent Student](#)

# Overview (1 of 5)

---

- The 2024–25 *Free Application for Federal Student Aid* (FAFSA®) Form Preview Presentation provides screenshots that financial aid professionals, mentors, and counselors can use as a guide for the 2024–25 online FAFSA form. The screenshots and information provided can be used to create and/or modify presentations for professional trainings and high school completion nights.
- The screenshots are intended to show what the FAFSA form will look like and present a majority of the questions displayed on the FAFSA form. Note: Most applicants and/or parents are unlikely to need to answer all the questions when completing the form.
- Some screenshots are currently unavailable. They will be available in a future preview presentation scheduled for December 2023.
- The 2024–25 version of the FAFSA form will be available in December 2023.

# Overview (2 of 5)

---

Major changes to the 2024–25 FAFSA® form include the following:

- An FSA ID (account username and password) required to access the FAFSA form
  - Users without a Social Security number can create an FSA ID and access the FAFSA form
- A roles-based FAFSA form
  - Roles = Student (Applicant), Parent, and Preparer
  - Once all required data has been provided and all sections have been signed, any role can submit the FAFSA form
- Introduction of contributors to the FAFSA form
  - Contributors = Parent, Other Parent, Student Spouse, and Student (when invited by Parent or Preparer)
  - Contributors must provide the required information and sign their respective section for a FAFSA form to be considered complete
- A FAFSA onboarding experience for both initial entry and correction entry

# Overview (3 of 5)

---

Major changes to the 2024–25 FAFSA® form include the following:

- Integration of the FAFSA form into StudentAid.gov’s Dashboard, Status Center, Notification Center, and Settings
- The general look and feel of the FAFSA form
- Integration to allow users’ federal tax information to be retrieved and transferred directly into the FAFSA form via IRS direct data exchange, replacing the IRS Data Retrieval Tool
- Replacement of the Expected Family Contribution (EFC) with the Student Aid Index (SAI)
- Required consent from users to
  - retrieve and disclose federal tax information,
  - be eligible for federal student aid, and
  - be eligible to receive an SAI.
- Predictive search results for questions that require city, state, or school lookup

# Overview (4 of 5)

---

The following are key features of the FAFSA® form on StudentAid.gov:

- Students, parents, and preparers may begin, complete, and submit a new FAFSA form for the 2024–25 FAFSA processing cycle.
- Dependent students must invite their parent(s) to contribute to their form if parent information is required.
- Independent students and a dependent student's parent must invite their spouse to contribute to the student's form if spouse information is required.
- Students and contributors must provide consent to retrieve and disclose federal tax information from the IRS for the student to be eligible for federal student aid.

# Overview (5 of 5)

---

The following are key features of the FAFSA® form on StudentAid.gov:

- Students and parents may be eligible to transfer their FAFSA information into a state aid application. Participating states include Iowa, Minnesota, Mississippi, New York, Pennsylvania, New Jersey, and Vermont.
- Students no longer need to take additional action to start a renewal FAFSA application.
- After the FAFSA form is processed, students can correct or update their application. Contributors are able to correct or update only their sections of the student's application.

# Dependent Student Invites Parent

---



# Dependent Student FAFSA® Form Landing Page

This is the main FAFSA® form landing page. On this page, students are directed to "Start a New Form" or "Edit Existing Form." For the purpose of this presentation, the student is beginning a new application.

The screenshot shows the Federal Student Aid website's FAFSA form landing page. At the top, there is a navigation bar with the Federal Student Aid logo, a search icon, and links for "Log In" and "Create Account". Below the navigation bar, the main content area features a large blue banner with the text "Get Money to Pay for School" and "Use the Free Application for Federal Student Aid (FAFSA®) form to apply for financial aid for college or graduate school." To the right of this text is a large graphic of the word "FAFSA" in blue, with a person sitting on the letter 'A' and another person walking past it. Below the banner, there are two buttons: "Start a New Form" and "Edit Existing Form". A link for "2023-24 Form" is also visible. Below the buttons, there is a section titled "Check FAFSA® Deadlines for the State You Live In" with dropdown menus for "School Year" and "State of Residence", and a "Find Deadlines" button. At the bottom, there are three informational cards: "Who Should Complete This?", "How Long Will it Take?", and "What Do I Need?".

**Get Money to Pay for School**  
Use the Free Application for Federal Student Aid (FAFSA®) form to apply for financial aid for college or graduate school.

2024-25 FAFSA Form

[Start a New Form](#) [Edit Existing Form](#)

Need to access last year's form? [Start or Edit a 2023-24 Form](#)

**Check FAFSA® Deadlines for the State You Live In**  
Some states and colleges use FAFSA information to award their own grants, scholarships, and loans. Check your state's deadlines here!

School Year:  State of Residence:  [Find Deadlines](#)

[View All FAFSA Deadlines](#)

**Who Should Complete This?**  
Any student, regardless of income, who wants to be considered for federal, state, and school financial aid programs, which includes scholarships, grants, loans, and Federal work-study.

**How Long Will it Take?**  
It takes most people less than an hour to complete, including gathering any documents or data needed.

**What Do I Need?**

- Verified StudentAid.gov account
- Social Security Number
- Parent or spouse contributor email addresses
- Income and asset information, if required

# Dependent Student Log In

If the student selects "Start a New Form" from the FAFSA® landing page and they are not logged in to StudentAid.gov, they are taken to the "Log In" page to enter their log-in credentials. To access the FAFSA form, all students are required to have an FSA ID (account username and password). If the student doesn't have an FSA ID, they can select "Create an Account."

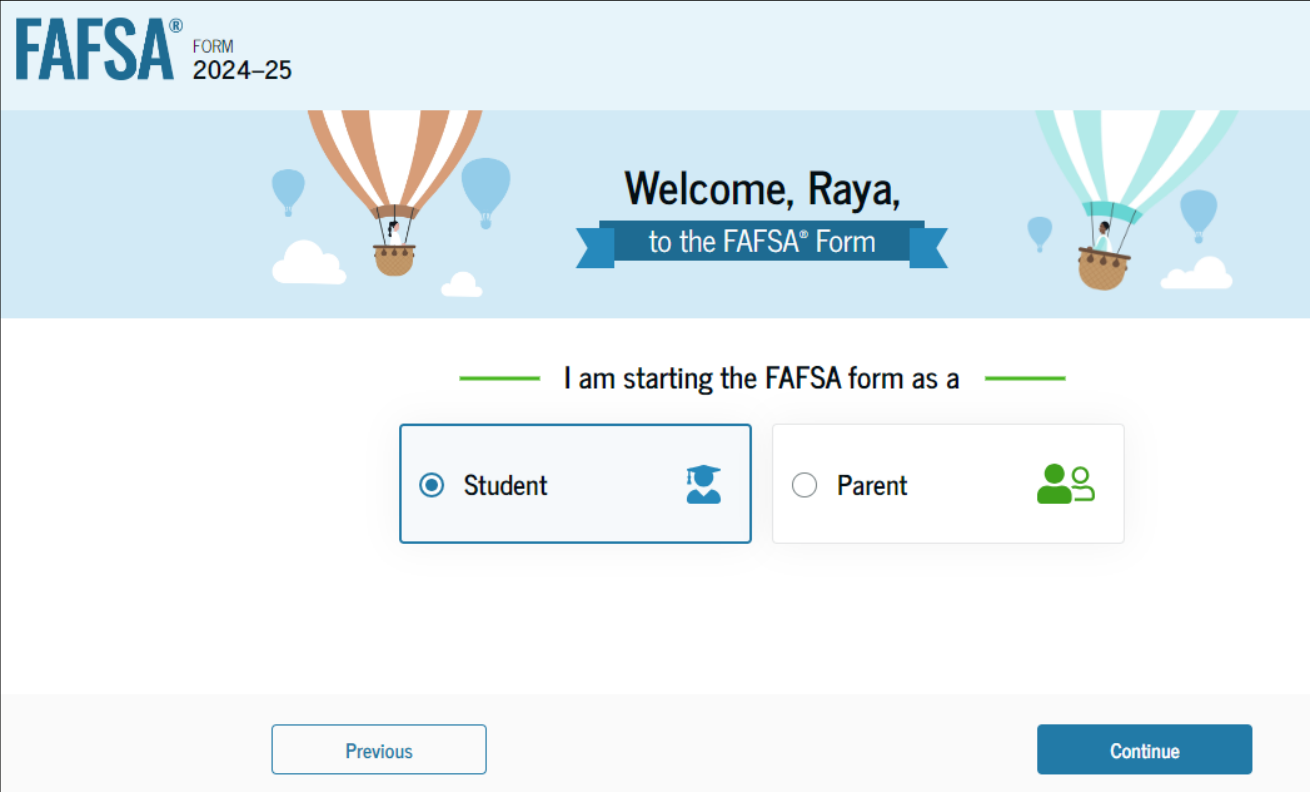
The screenshot shows the Federal Student Aid website's login interface. At the top, there is a navigation bar with links for "Help Center", "Submit a Complaint", and "English | Español". Below this, the main header includes the "Federal Student Aid" logo, "AN OFFICE OF THE U.S. DEPARTMENT OF EDUCATION", and several dropdown menus: "FAFSA® Form", "Loans and Grants", "Loan Repayment", and "Loan Forgiveness". On the right side of the header, there are links for "Log In | Create Account" and a search icon.

The central focus is the "Log In" form, which is titled "Log In" with a double-headed arrow icon. It contains two input fields: "Email, Phone, or FSA ID Username" with the text "test595011023" entered, and "Password" with a masked password "\*\*\*\*\*" and a "Show Password" link. Below the password field is a blue "Log In" button. Underneath the button are two links: "Forgot My Username" and "Forgot My Password". At the bottom of the form is a link for "Create an Account". Below the form is a link that says "Help Me Log In to My Account".

At the bottom of the page, there is a footer with links for "Help Center", "Contact Us", and "Site Feedback". To the right, there are links for "About Us", "Announcements", "Data Center", "Resources", and "Forms Library". The footer also includes the "Federal Student Aid" logo, "AN OFFICE OF THE U.S. DEPARTMENT OF EDUCATION", and social media icons for Twitter, Facebook, Instagram, LinkedIn, and YouTube. At the very bottom, there are links for "Notices", "usa.gov", "vote.gov", "ed.gov", and "Site Feedback".

# Dependent Student Roles

After logging in, the student can select the applicable role to fill out the FAFSA® form: "Student," or "Parent." The student selects "Student."



The screenshot displays the FAFSA 2024-25 login interface. At the top left, it reads "FAFSA® FORM 2024-25". The main header area features a light blue background with hot air balloon illustrations and a central banner that says "Welcome, Raya, to the FAFSA® Form". Below this, a green line indicates the user's role: "I am starting the FAFSA form as a". Two selection options are presented: "Student" with a blue graduation cap icon and a selected radio button, and "Parent" with a green family icon and an unselected radio button. At the bottom, there are two buttons: "Previous" on the left and "Continue" on the right.

# Student Onboarding (1 of 4)

When the student starts the 2024–25 FAFSA® form for the first time, they are taken through the FAFSA onboarding process. The first onboarding page provides an overview of the FAFSA form and an accompanying video.

**FAFSA** FORM 2024–25 Student Raya Tran

## Understanding the FAFSA Form

1 of 4

### What is the FAFSA form?

Use the *Free Application for Federal Student Aid* (FAFSA®) form to apply for grants, scholarships, work-study funds, and loans for college or graduate school.

FAFSA® Overview

FAFSA® Overview

Previous Continue

# Dependent Student Onboarding (2 of 4)

The second FAFSA® onboarding page provides information about the different roles that may be required to participate in the student's FAFSA form and documents that may be needed to fill out the form.

**FAFSA** FORM 2024-25 Student Raya Tran

## Understanding the FAFSA® Form

2 of 4

### Contributors to the FAFSA® Form



**Parents or Spouses**

Your answers on the FAFSA form will determine if any contributors need to be identified. These contributors will complete their own sections of the form and are asked to provide personal and financial information, but will not become financially responsible for your education.



**How to Invite**

Contributors will need to log in with their own FSA ID to provide their information. To invite a contributor to your FAFSA form, you'll need to provide their name, date of birth, Social Security number, and email address.

Information or Documents You May Need ^

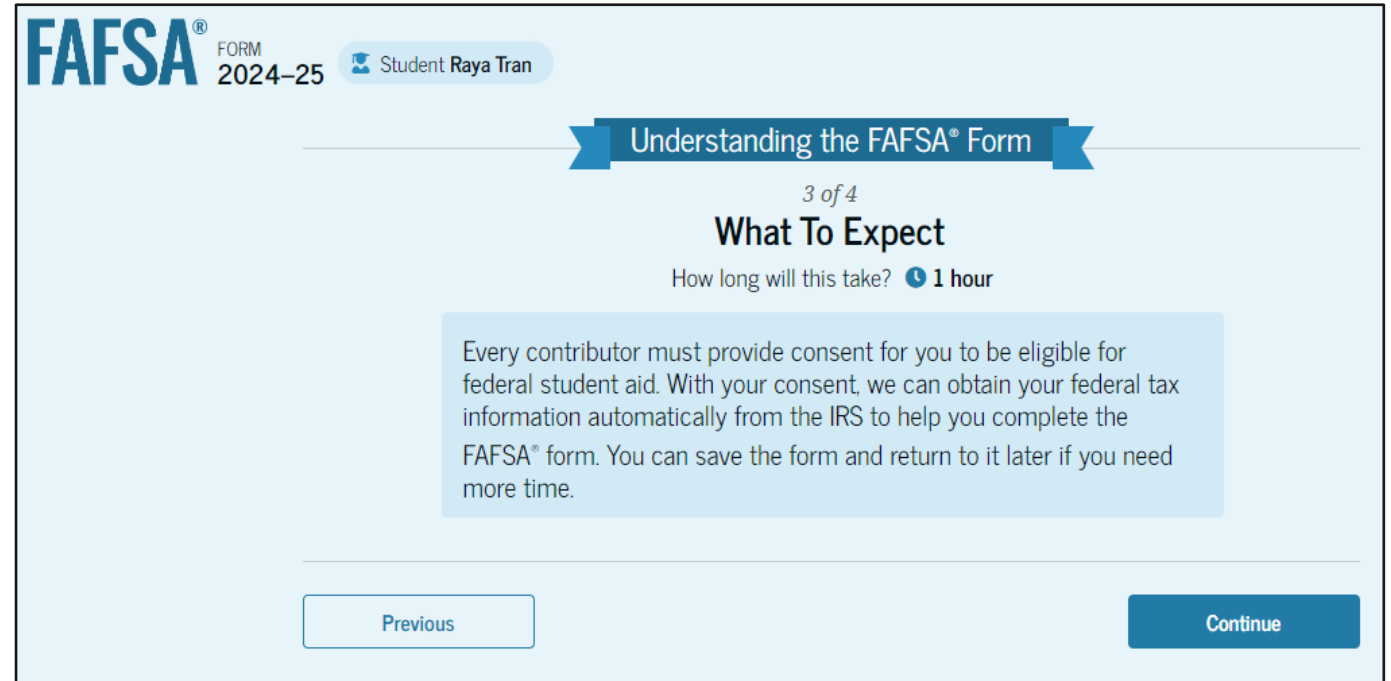
You might need the following information or documents as you fill out the FAFSA form:

- Tax returns
- Records of child support received
- Current balances of cash, savings, and checking accounts
- Net worth of investments, businesses, and farms

Previous Continue

# Dependent Student Onboarding (3 of 4)

The third FAFSA® onboarding page provides information about the types of questions the student can expect to see and how they can get additional help with filling out the FAFSA form.



The screenshot shows the FAFSA 2024-25 onboarding interface for a student named Raya Tran. The page is titled "Understanding the FAFSA Form" and is the third of four steps. The current step is "What To Expect", which is estimated to take 1 hour. The text explains that contributors must provide consent for federal student aid eligibility, and that the system can automatically obtain federal tax information from the IRS to help complete the form. The page includes "Previous" and "Continue" navigation buttons.

FAFSA® FORM 2024-25 Student Raya Tran

Understanding the FAFSA® Form

3 of 4

**What To Expect**

How long will this take? 1 hour

Every contributor must provide consent for you to be eligible for federal student aid. With your consent, we can obtain your federal tax information automatically from the IRS to help you complete the FAFSA® form. You can save the form and return to it later if you need more time.

Previous Continue

# Dependent Student Onboarding (4 of 4)

The last FAFSA® onboarding page provides information about what to expect once the FAFSA form is completed and submitted. On this page, the student can select "Start the FAFSA form" to begin.

FAFSA® FORM 2024-25 Student Raya Tran

## Understanding the FAFSA® Form

4 of 4

### After Submitting the FAFSA® Form

After submission, you'll need to check on the status of your FAFSA® form and make corrections, if required.

- Your form will be processed in 1-3 days.
- You'll receive a FAFSA Submission Summary. It will include the Student Aid Index (SAI), a number used to determine federal student aid eligibility.
- Schools will use your SAI to create your financial aid offer that explains the types and amounts of aid they are offering you. Most schools will wait to send you an aid offer only after they accept you for admission.

Previous Start FAFSA form

# Dependent Student Identity Information

This is the first page within the student section. The student can verify that their personal information is correct. To update any of the personal information, the student must access their Account Settings on StudentAid.gov. For fields related to the student's mailing address, the student can edit them directly on this page.

The screenshot shows the FAFSA 2024-25 interface for Student Raya Tran. The page title is "Student Identity Information" and it includes a instruction to "Review the information below and verify that it's correct before moving forward." The form displays the following information:

Name	Raya A. Tran
Date of Birth	05/05/1995
Social Security Number	•••••1234
Email Address	rayaatran@gmail.com
Mobile Phone Number	(555) 555-5555

At the bottom, there is a note: "To update this information for all federal student aid communications, go to Account Settings." The top navigation bar includes the FAFSA logo, the form year "2024-25", the student name "Student Raya Tran", and buttons for "Save" and "FAFSA Menu".



# Dependent Student Identity Information (Continued)

Permanent Mailing Address  
*Include apartment number.*

12345 Sesame Street

City

New York

State

New York (NY) ▾

Zip Code

67891

Country

United States of America (US) ▾

Previous Continue

# Dependent Student State of Legal Residence

The student is asked about their state of legal residence. The student selects the state from a dropdown box and provides the month and year when they became a legal resident.

The screenshot shows the FAFSA 2024-25 interface for Student Raya Tran. The page title is "Student State of Legal Residence". The "State" dropdown menu is set to "New York (NY)". Below this, the "Date the Student Became a legal Resident" section has two input fields: "Month" with the value "01" and "Year" with the value "2000". At the bottom of the form, there are two buttons: "Previous" and "Continue".

# Dependent Student Provides Consent

This page informs the student about consent and their federal tax information. By providing consent, the student's federal tax information is transferred directly into the FAFSA® form from the IRS to help complete the Student Financials section. The student selects "Approve" to provide consent and is taken to the next page.

FAFSA® FORM 2024-25 Student Raya Tran Save FAFSA Menu

### Provide Consent or Be Ineligible for Federal Student Aid

**Summary**

Your consent is needed to retrieve and disclose federal tax information (FTI). With your consent, we can obtain tax return information automatically from the IRS to help you complete the FAFSA® form. If you don't provide consent, you will not be eligible for federal student aid, including grants and loans. You must provide consent even if you didn't file a U.S. federal tax return or any tax return at all.

- Get your 2022 tax return information for the 2024-25 FAFSA form.
- Tax return information is required to complete the FAFSA form.
- FTI is used to determine your eligibility for federal student aid.

Under penalty of law, I certify that I am the individual associated with the FSA ID log-in credentials used to access the FAFSA form to provide the necessary approval and consent for the disclosure and use of my federal tax information (FTI) from the U.S. Department of the Treasury. By accepting below, I approve and consent to:

- The U.S. Department of Education to disclose my Social Security number, last name, and date of birth to the U.S. Department of the Treasury in order to obtain my FTI only for the purpose of determining the eligibility for, and the amount of, federal student aid for myself or of others for which I participated and shared my FTI by a program authorized under subpart 1 of Part A, Part C, or Part D of Title IV of the *Higher Education Act of 1965*, as amended.
- The use of my FTI by U.S. Department of Education officials and contractors (as defined in 26 U.S.C. § 6103(d)(13)), only for the purpose of determining the eligibility for, and amount of, federal student aid for myself or of others for which I participated and shared my FTI by a program authorized under Title IV of the *Higher Education Act of 1965*, as amended.
- The U.S. Department of Education to redisclose my FTI received from the U.S. Department of the Treasury, pursuant to 26 U.S.C. 6103(d)(13)(D)(iii), which includes:
  - institutions of higher education participating in the federal student aid programs authorized under the *Higher Education Act of 1965*, as amended;
  - state higher education agencies; and
  - scholarship organizations designated prior to Dec. 19, 2019, by the Secretary of Education.
- The use of my FTI for the application, award, and administration of student aid awarded by the federal government, institutions of higher education, state higher education agencies, and designated scholarship organizations.
- The redisclosure of my FTI to any future 2024-25 FAFSA forms for which I elect to participate (e.g., if I elect to participate in my child's FAFSA form or to complete my own FAFSA form after participating in another FAFSA form). My FTI will be redisclosed to these additional applications upon my affirmation to participate. I understand that I may decline an invitation to participate, which will prevent the transfer of my FTI to that FAFSA form.

# Dependent Student Provides Consent (Continued)

By approving and consenting, I further understand:

- My approval and consent are a condition of my eligibility or of others for which I have participated and shared my FTI for federal student aid, even if I did not file a U.S. federal tax return.
- FTI received from the U.S. Department of Treasury will supersede any manually entered financial or income information on the FAFSA form.
- The U.S. Department of Education may request updated tax information from the U.S. Department of Treasury once consent is provided. If FTI has changed (e.g., amended tax return filed with revised FTI), then eligibility for and amounts of federal, state, and institutional financial aid may change.
- If I do not approve and consent to the disclosure of my FTI, the U.S. Department of Education will be unable to calculate my eligibility for federal student aid or the eligibility of others who have requested that I share my FTI on their FAFSA form.
- I am permitted to revoke my approval and consent for the disclosure and use of my FTI, as outlined herein, at StudentAid.gov. However, by revoking such approval and consent, neither I nor other applicants for which I participated and shared my FTI will be eligible for future federal student aid and/or other financial aid program that used FTI to make determinations for eligibility of aid awarded by an institution of higher education, state higher education agency, or other designated scholarship organization.

— Frequently Asked Questions —

Who should provide consent? ⌵

---

If I'm married and didn't file a joint tax return with my current spouse, does my spouse have to provide consent for you to access their tax information? ⌵

---

What happens after I provide consent? ⌵

---

What happens if I revoke consent? ⌵

---

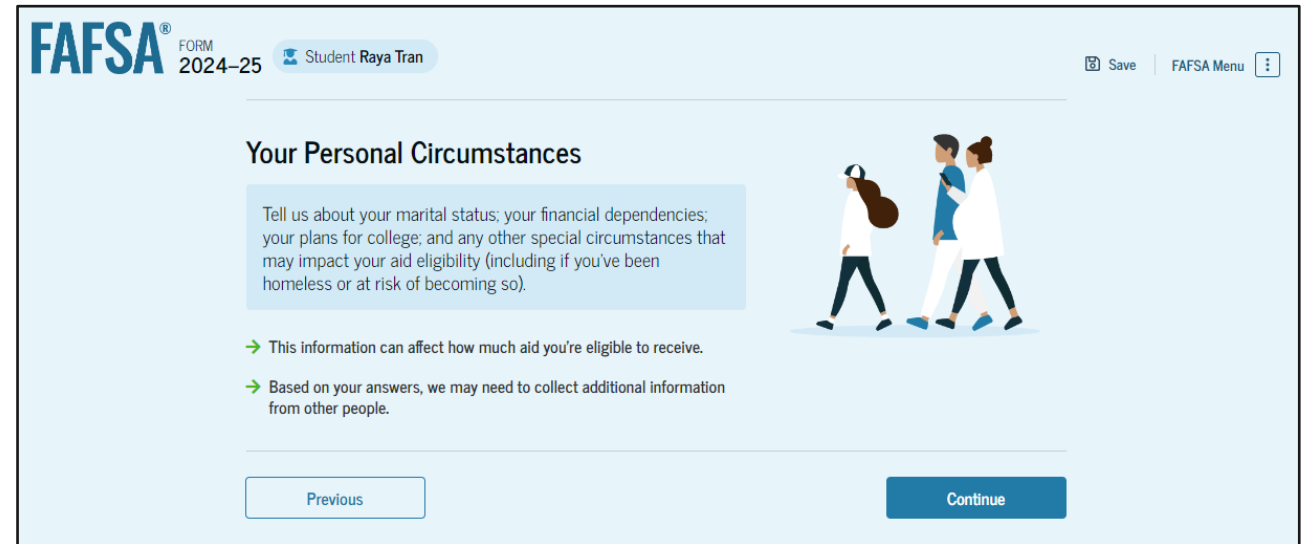
What happens if I decline consent? ⌵

Select "Approve" to consent to using your tax information to determine your eligibility for federal student aid. If you select "Decline," you will not be eligible for federal student aid.

Previous
Decline
Approve

# Introduction: Dependent Personal Circumstances

This is the first page within the Student Personal Circumstances section. It provides an overview of the section.



The screenshot shows the FAFSA 2024-25 interface for Student Raya Tran. The page title is "Your Personal Circumstances". A text box explains that users should provide information about marital status, financial dependencies, college plans, and other special circumstances that may affect aid eligibility. Two callout boxes highlight that this information affects aid eligibility and that additional information may be needed from other people. The page includes "Previous" and "Continue" buttons at the bottom.

FAFSA<sup>®</sup> FORM 2024-25 Student Raya Tran Save FAFSA Menu

## Your Personal Circumstances

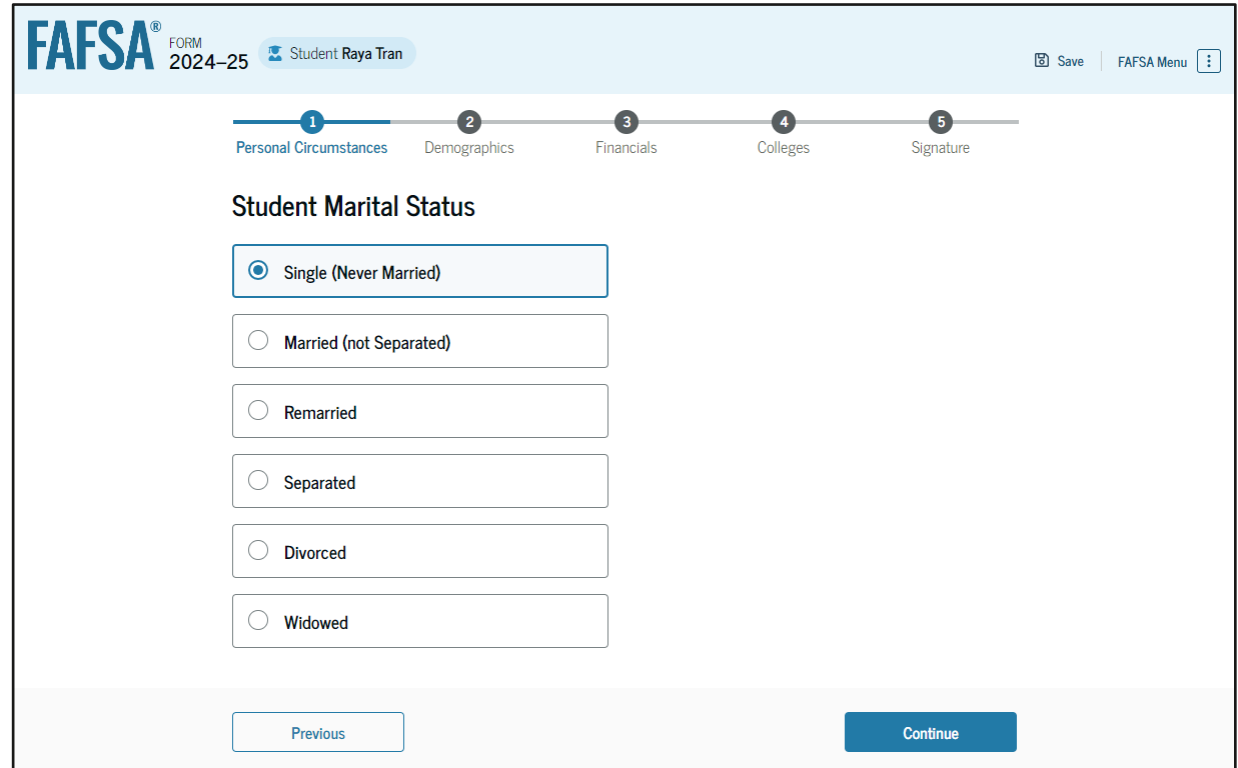
Tell us about your marital status; your financial dependencies; your plans for college; and any other special circumstances that may impact your aid eligibility (including if you've been homeless or at risk of becoming so).

- This information can affect how much aid you're eligible to receive.
- Based on your answers, we may need to collect additional information from other people.

Previous Continue

# Dependent Student Marital Status

The student is asked about their marital status. The student selects the "Single (Never Married)" option.



The screenshot shows the FAFSA 2024-25 interface for Student Raya Tran. The progress bar indicates the current step is 1, Personal Circumstances. The "Student Marital Status" section is active, with the "Single (Never Married)" option selected. Other options include "Married (not Separated)", "Remarried", "Separated", "Divorced", and "Widowed". Navigation buttons for "Previous" and "Continue" are visible at the bottom.

FAFSA<sup>®</sup> FORM 2024-25 Student Raya Tran Save FAFSA Menu

1 Personal Circumstances 2 Demographics 3 Financials 4 Colleges 5 Signature

### Student Marital Status

Single (Never Married)

Married (not Separated)

Remarried

Separated

Divorced

Widowed

Previous Continue

# Dependent Student College or Career School Plans

The student is asked about their college grade level for the 2024–25 school year and if they will have their first bachelor's degree. The student selects that they will be a "First Year (freshman)" and that they will not have their first bachelor's degree.

FAFSA<sup>®</sup> FORM 2024–25 Student Raya Tran Save FAFSA Menu

1 Personal Circumstances 2 Demographics 3 Financials 4 Colleges 5 Signature

### Student College or Career School Plans

When the student begins the 2024–25 school year, what will their college grade level be?

First Year (freshman)

Second Year (sophomore)

Other undergraduate (junior or senior)

College graduate, professional, or beyond (MBA, M.D., Ph.D., etc.)

When the student begins the 2024–25 school year, will they have their first bachelor's degree?

Yes  No

Previous Continue

# Dependent Student Personal Circumstances

The student is asked if any of the listed personal circumstances apply to them. The student selects the "None of these apply" option.

The screenshot shows the FAFSA 2024-25 interface for Student Raya Tran. The progress bar indicates the current step is '1 Personal Circumstances', with other steps being '2 Demographics', '3 Financials', '4 Colleges', and '5 Signature'. The 'Student Personal Circumstances' section contains a list of options with checkboxes. The 'None of these apply' option is selected.

**FAFSA** FORM 2024-25 Student Raya Tran Save FAFSA Menu

1 Personal Circumstances 2 Demographics 3 Financials 4 Colleges 5 Signature

### Student Personal Circumstances

Select all that apply.

- The student is currently serving on active duty in the U.S. armed forces for purposes other than training.
- The student is a veteran of the U.S. armed forces.
- The student has children or other people (excluding their spouse) who live with them and receive more than half of their support from the student now and between July 1, 20XX and June 30, 20XX.
- At any time since the student turned 13, they were an orphan (no living biological or adoptive parent).
- At any time since the student turned 13, they were a ward of the court. ?
- At any time since the student turned 13, they were in foster care.
- The student is or was a legally emancipated minor, as determined by a court in their state of residence.
- The student is or was in a legal guardianship with someone other than their parent or stepparent, as determined by a court in their state of residence.
- None of these apply

Previous Continue



# Dependent Student Other Circumstances

The student is asked if they were homeless or at risk of being homeless.  
The student selects "No."

FAFSA<sup>®</sup> FORM 2024-25 Student Raya Tran Save FAFSA Menu

1 Personal Circumstances 2 Demographics 3 Financials 4 Colleges 5 Signature

### Student Other Circumstances

At any time on or after July 1, 2023, was the student unaccompanied and either (1) homeless or (2) self-supporting and at risk of being homeless?

Yes  No

Previous Continue

# Dependent Student Unusual Circumstances

The student is asked if unusual circumstances prevent them from contacting their parent(s). The student selects "No."

FAFSA<sup>®</sup> FORM 2024-25 Student Raya Tran Save FAFSA Menu

1 Personal Circumstances 2 Demographics 3 Financials 4 Colleges 5 Signature

### Student Unusual Circumstances

This information will help us evaluate the student's ability to pay for school.

**Do unusual circumstances prevent the student from contacting their parents or would contacting their parents pose a risk to the student?**

*A person experiencing unusual circumstances may have:*

- Left home due to an abusive or threatening environment;
- Been abandoned by or estranged from their parents, and have not been adopted;
- Been granted refugee or asylee status and are separated from their parents, or their parents are displaced in a foreign country;
- Been a victim of human trafficking;
- Been incarcerated, or their parents are incarcerated and contact with them would pose a risk to them; or
- Been otherwise unable to contact or locate their parents, and have not been adopted.

*If their circumstances resulted in not having a safe, stable place to live, they may be considered a homeless youth and should review the answer to the previous question about being unaccompanied and homeless.*

Yes  No

Previous Continue

# Student Dependency Status: Dependent Student

Based on the answers provided by the student, they are considered a dependent student. The student is asked if they want a financial aid administrator to determine their eligibility for a Direct Unsubsidized Loan only. This is an option if the student's parents are unwilling to provide information. The student selects "No."

The screenshot shows the FAFSA 2024-25 interface for Student Raya Tran. The progress bar indicates the user is on the 'Personal Circumstances' step (1), with other steps being Demographics (2), Financials (3), Colleges (4), and Signature (5). The main heading is 'Student Dependency Status'. Below this, there is a section titled 'Dependent Student' with an icon of a family and the text: 'Based on your answers, you're a dependent student, and since we assume parents of dependent students will help pay for your education if they are able, we need information about their finances and backgrounds. This information is used to determine how much financial aid you're eligible to receive.' Below this is a section titled 'Apply for a Direct Unsubsidized Loan Only' with a green bar and the question: 'Are the student's parents unwilling to provide their information, but the student doesn't have an unusual circumstance that prevents them from contacting or obtaining their parents' information?'. A note below the question says: 'Select "Yes" if the student wants a financial aid administrator at their school to determine their eligibility for a Direct Unsubsidized Loan only.' There are two radio button options: 'Yes' (unselected) and 'No' (selected). At the bottom, there are 'Previous' and 'Continue' buttons.

# Dependent Student: Tell Us About Your Parents

As the student is considered dependent, they are asked to provide information about their parents. The FAFSA® form considers their “Parent” to be their legal (biological or adoptive) parent. The student is asked if their parents are married. The student selects "Yes" and is required to invite their parents to their FAFSA form to complete the required parent sections.

The screenshot shows the FAFSA 2024-25 interface for Student Raya Tran. The progress bar indicates the user is on step 2, 'Demographics', with step 1, 'Personal Circumstances', highlighted. The current section is titled 'Tell Us About Your Parents'. A green box explains that a 'Parent' is a legal (biological or adoptive) parent or stepparent who supports the student financially. Below this, the question 'Are your parents married to each other?' is asked, with 'Yes' selected. A blue box informs the user that they will need to provide information for their parents based on their answers. At the bottom, there are 'Previous' and 'Continue' buttons.

FAFSA® FORM 2024-25 Student Raya Tran Save FAFSA Menu

1 Personal Circumstances 2 Demographics 3 Financials 4 Colleges 5 Signature

### Tell Us About Your Parents

On the FAFSA® form, your “Parent” is your legal (biological or adoptive) parent or stepparent who supports you financially.

Are your parents married to each other?

Yes  No

**You will need to provide information for your parents**  
Based on your answers in this section, you'll need to provide information about both of your parents on your FAFSA form. You can invite your parents to your form so they can complete their required sections.

Previous Continue

# Dependent Student Invites Parents to FAFSA® Form

The student is asked to enter personal information about their parents in order to send them an invite to their FAFSA® form. In this scenario, the student invites one parent.

**FAFSA® FORM 2024-25** Student: **Raya Tran** Save FAFSA Menu

1 Personal Circumstances 2 Demographics 3 Financials 4 Colleges 5 Signature

### Invite Parents to your FAFSA® Form

**You will need to provide information for your parents**  
 Based on your answers in the previous section, you'll need to provide information about both of your parents on your FAFSA form. You can invite your family members to your form to help you complete all required sections.

Enter names of parents, identified on the prior page, and we'll send electronic requests on your behalf.  
 Please make sure to provide information that your parents would use to login to StudentAid.gov.

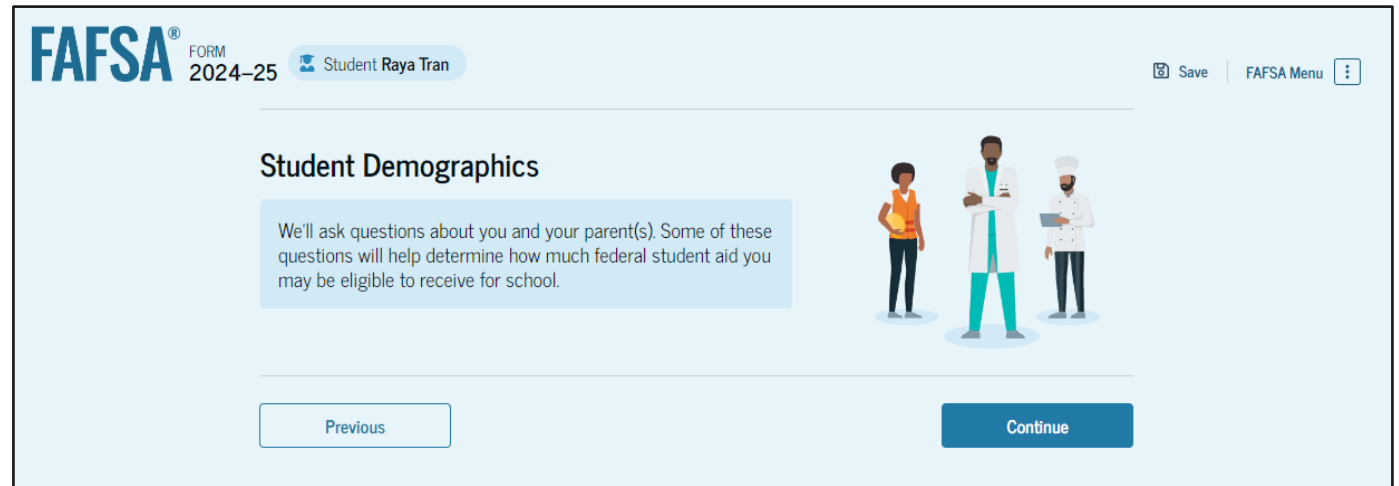
Parent	Parent Spouse (optional)
First Name: Alcina	First Name: [ ]
Last Name: Tran	Last Name: [ ]
Date of Birth: 05 / 05 / 1973	Date of Birth: [ ] / [ ] / [ ]

Parent	Parent Spouse
Social Security Number (SSN): [ ] SHOW	Social Security Number (SSN): [ ] HIDE
<input type="checkbox"/> My parent doesn't have a SSN	<input type="checkbox"/> My parent doesn't have a SSN
Email Address: alcinatran@school.edu	Email Address: [ ]
Confirm Email Address: alcinatran@school.edu	Confirm Email Address: [ ]
Invite Parent	Invite Parent

Previous Continue

# Introduction: Dependent Student Demographics

This is the first view within the Student Demographics section. It provides an overview of the section.



The screenshot displays the FAFSA 2024-25 Student Demographics section. At the top left, the FAFSA logo is followed by 'FORM 2024-25' and the student's name 'Student Raya Tran'. In the top right corner, there are 'Save' and 'FAFSA Menu' options. The main heading is 'Student Demographics'. Below this, a light blue box contains the text: 'We'll ask questions about you and your parent(s). Some of these questions will help determine how much federal student aid you may be eligible to receive for school.' To the right of this text is an illustration of three diverse people: a woman in a yellow vest, a man in a white lab coat, and a woman in a white chef's hat. At the bottom, there are two buttons: 'Previous' and 'Continue'.

# Dependent Student Demographic Information

The student is asked about their gender identity and if they are transgender. The student selects their response from the options for both questions.

FAFSA<sup>®</sup> FORM 2024-25 Student Raya Tran Save FAFSA Menu

1 Personal Circumstances 2 Demographics 3 Financials 4 Colleges 5 Signature

### Student Demographic Information

Questions Used for Research Purposes Only and Do Not Affect Federal Student Aid Eligibility

Your answers will not

- affect the student's eligibility for federal student aid.
- be used in any calculations, and
- be shared with the schools to which the student applies.

What is the student's gender?

Male

Female

Nonbinary or another gender

Prefer not to answer

Is the student transgender?

Yes  No

Prefer not to answer

Previous Continue

# Dependent Student Race and Ethnicity

The student is asked if they are of Hispanic, Latino, or Spanish origin. They are also asked about their race. The student selects checkboxes to answer both questions.

The screenshot shows the FAFSA 2024-25 interface for Student Raya Tran. The 'Demographics' section is active, indicated by a blue checkmark and the number 2. A progress bar at the top shows five steps: Personal Circumstances (1), Demographics (2), Financials (3), Colleges (4), and Signature (5). The 'Student Race and Ethnicity' section is highlighted with a green border. It contains a green box with the text: 'Questions Used for Research Purposes Only and Do Not Affect Federal Student Aid Eligibility'. Below this, it states: 'Your answers will not' followed by a bulleted list: 'affect the student's eligibility for federal student aid,' 'be used in any calculations, and' 'be shared with the schools to which the student applies.' The main question is 'Is the student of Hispanic, Latino, or Spanish origin?' with the instruction 'Select all that apply.' There are five radio button options: 'No, not of Hispanic, Latino, or Spanish origin', 'Yes, Mexican, Mexican American, or Chicano', 'Yes, Puerto Rican', 'Yes, Cuban', and 'Yes, another Hispanic, Latino, or Spanish origin'. The 'Prefer not to answer' option is selected with a blue checkmark.

FAFSA<sup>®</sup> FORM 2024-25 Student Raya Tran Save FAFSA Menu

1 Personal Circumstances 2 Demographics 3 Financials 4 Colleges 5 Signature

### Student Race and Ethnicity

Questions Used for Research Purposes Only and Do Not Affect Federal Student Aid Eligibility

Your answers will not

- affect the student's eligibility for federal student aid,
- be used in any calculations, and
- be shared with the schools to which the student applies.

Is the student of Hispanic, Latino, or Spanish origin?  
Select all that apply.

No, not of Hispanic, Latino, or Spanish origin

Yes, Mexican, Mexican American, or Chicano

Yes, Puerto Rican

Yes, Cuban

Yes, another Hispanic, Latino, or Spanish origin

Prefer not to answer



# Dependent Student Race and Ethnicity (Continued)

**What is the student's race?**

*Select all that apply.*

White

Black or African American

Asian

American Indian or Alaska Native

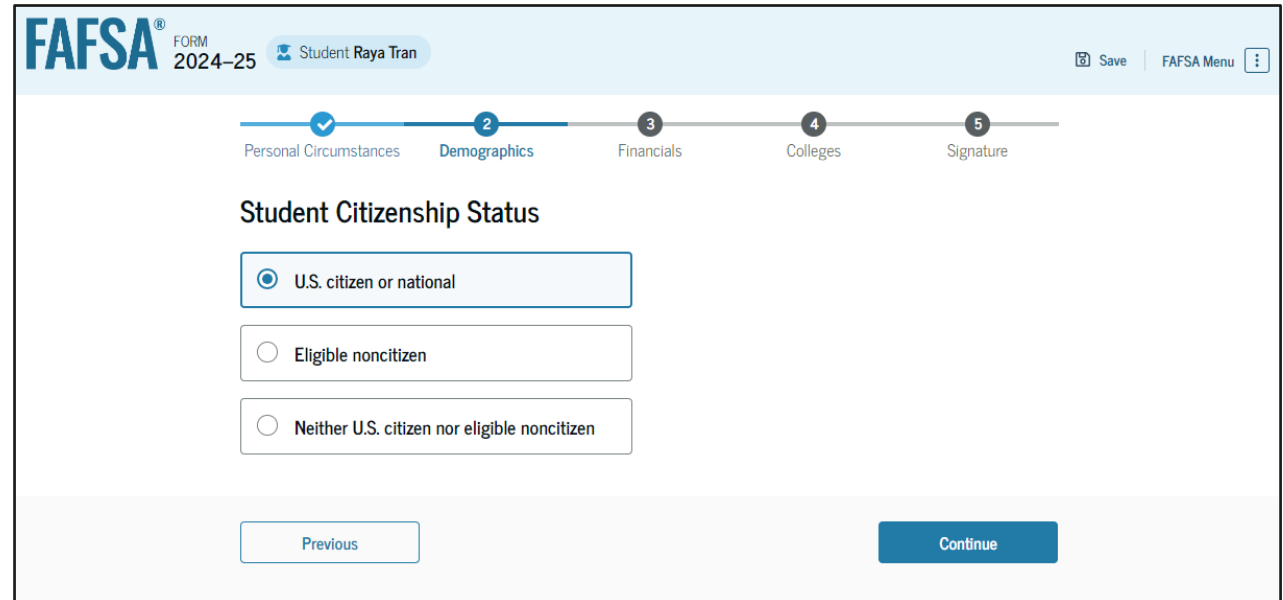
Native Hawaiian or Other Pacific Islander

Prefer not to answer

[Previous](#) [Continue](#)

# Dependent Student Citizenship Status

The student is asked about their citizenship status. The student selects the "U.S. citizen or national" option.



The screenshot displays the FAFSA 2024-25 application interface for Student Raya Tran. The progress bar at the top indicates the following steps: 1. Personal Circumstances (completed), 2. Demographics (current step), 3. Financials, 4. Colleges, and 5. Signature. The "Student Citizenship Status" section is active, showing three radio button options: "U.S. citizen or national" (selected), "Eligible noncitizen", and "Neither U.S. citizen nor eligible noncitizen". Navigation buttons for "Previous" and "Continue" are visible at the bottom of the form.

# Dependent Student's Parent Education Status

The student is asked about their parents' education status. The student selects the "No" option.

The screenshot displays the FAFSA 2024-25 application interface for Student Raya Tran. The progress bar at the top indicates the following steps: 1. Personal Circumstances (completed), 2. Demographics (current step), 3. Financials, 4. Colleges, and 5. Signature. The main heading is "Parent Education Status". Below it, the question is "Did either of the student's parents attend college?". There are three radio button options: "Yes", "No" (which is selected), and "Don't know". At the bottom of the form, there are "Previous" and "Continue" buttons.

# Dependent Student's Parent Killed in Line of Duty

The student is asked if their parent was killed in the line of duty. The student selects the “No” option.

The screenshot shows the FAFSA 2024-25 application interface for Student Raya Tran. The progress bar indicates the user is on step 2, Demographics. The question is: "Was the student's parent or guardian killed in the line of duty while (1) serving on active duty as a member of the Armed forces on or after September 11, 2001 or (2) performing official duties as a public safety officer?" Below the question is a note: "Public safety officers include law enforcement officers, firefighters, and emergency service workers." There are two radio button options: "Yes" and "No". The "No" option is selected. At the bottom, there are "Previous" and "Continue" buttons.

FAFSA<sup>®</sup> FORM 2024-25 Student Raya Tran Save FAFSA Menu

Personal Circumstances Demographics Financials Colleges Signature

### Parent Killed in Line of Duty

Was the student's parent or guardian killed in the line of duty while (1) serving on active duty as a member of the Armed forces on or after September 11, 2001 or (2) performing official duties as a public safety officer?

*Public safety officers include law enforcement officers, firefighters, and emergency service workers.*

Yes  No

Previous Continue

# Dependent Student High School Completion Status

The student is asked about what their high school completion status will be when they start the 2024–25 school year. The student selects the "High school diploma" option.

The screenshot shows the FAFSA 2024-25 application interface for Student Raya Tran. The progress bar indicates the user is on step 2, Demographics. The question asks for the student's high school completion status at the beginning of the 2024-25 school year. The selected option is "High school diploma".

FAFSA<sup>®</sup> FORM 2024-25 Student Raya Tran Save FAFSA Menu

1 Personal Circumstances 2 Demographics 3 Financials 4 Colleges 5 Signature

### Student High School Completion Status

What will the student's high school completion status be at the beginning of the 2024-25 school year?

- High school diploma
- State-recognized high school equivalent (e.g., GED certificate)
- Homeschooled
- None of the above

Previous Continue

# Dependent Student High School Information

The student is asked which high school they did or will graduate from. The student enters their high school's state and city. After selecting "Search," they select the correct high school from the search results.

FAFSA<sup>®</sup> FORM 2024-25 Student Raya Tran Save FAFSA Menu

1 Personal Circumstances 2 Demographics 3 Financials 4 Colleges 5 Signature

### High School Information

From what high school did or will the student graduate?

State  
New York (NY)

City  
Brooklyn

High School Name - optional  
Brown Hi  
Brown High School

Search

Previous Continue

FAFSA<sup>®</sup> FORM 2024-25 Student Raya Tran Save FAFSA Menu

1 Personal Circumstances 2 Demographics 3 Financials 4 Colleges 5 Signature

### High School Information

From what high school did or will the student graduate?

State  
New York (NY)

City  
Brooklyn

High School Name - optional  
Brown High School

Brown High School  
Brooklyn, New York (NY)

Search Again

Previous Continue

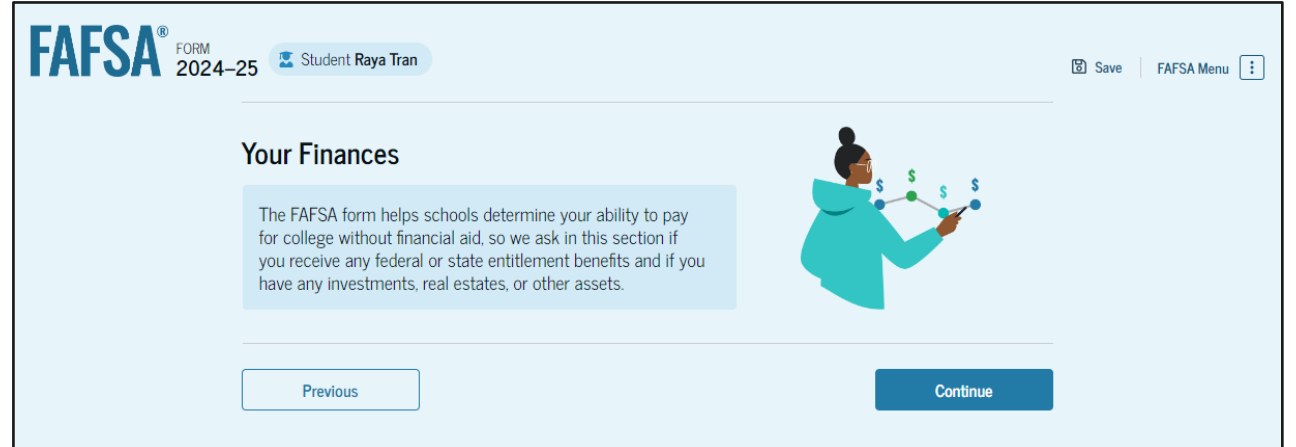
# Dependent Student Confirms High School

The student has the option to edit the high school information presented on this page by selecting "Edit," which will return them to the high school information page. The student confirms their high school information and selects "Continue" to proceed to the next section.

The screenshot shows the FAFSA 2024-25 interface for student Raya Tran. At the top, there is a progress bar with five steps: 1. Personal Circumstances (checked), 2. Demographics (active), 3. Financials, 4. Colleges, and 5. Signature. Below the progress bar, the heading "Confirm Your High School" is displayed. A message reads: "Take a look to verify that your high school information below is correct. Once you're ready, select 'Continue' and we'll add this high school to your FAFSA." The form fields are: High School Name (Buena Vista High School), City (Lakewood), and State (California). An "Edit" link with a pencil icon is located to the right of the High School Name field. At the bottom, there are two buttons: "Previous" and "Continue".

# Introduction: Dependent Student Financials

This is the first page within the Student Financials section. It provides an overview of the section.



The screenshot shows the FAFSA 2024-25 interface for Student Raya Tran. The page title is "Your Finances". A text box explains: "The FAFSA form helps schools determine your ability to pay for college without financial aid, so we ask in this section if you receive any federal or state entitlement benefits and if you have any investments, real estates, or other assets." To the right is an illustration of a person pointing at a line graph with dollar signs. At the bottom are "Previous" and "Continue" buttons. The top right corner has "Save" and "FAFSA Menu" options.



# Dependent Student Tax Return Information

The student is asked questions about their 2022 tax return. The student enters a response in each entry field.

**FAFSA**® FORM 2024-25 Student Raya Tran Save FAFSA Menu

Personal Circumstances  Demographics  **Financials**  Colleges  Signature

### Student 2022 Tax Return Information

Refer to the student's 2022 tax return to answer the following questions.  
 Convert all currency to U.S. dollars.

**Amount of College Grants, Scholarships, or AmeriCorps Benefits Reported as Income to the IRS (optional)**

*The student paid taxes on these grants, scholarships, or benefits. These usually apply to those renewing their FAFSA® form, not to first-time applicants.*

\$   ⓘ

---

**Foreign Earned Income Exclusion**

\$

[Previous](#) [Continue](#)

# Dependent Student Assets

The student is asked about their assets.

The student enters a response in each entry field.

FAFSA<sup>®</sup> FORM 2024-25 Student Raya Tran Save FAFSA Menu

Personal Circumstances Demographics **Financials** Colleges Signature

### Student Assets

**Current Total of Cash, Savings, and Checking Accounts**  
*Don't include student financial aid*

\$ 500 .00

**Current Net Worth of Businesses and Investment Farms**  
*Enter the net worth of the student's businesses or for-profit agricultural operations. Net worth is the value of the businesses or farms minus any debts owed against them.*

\$ 0 .00

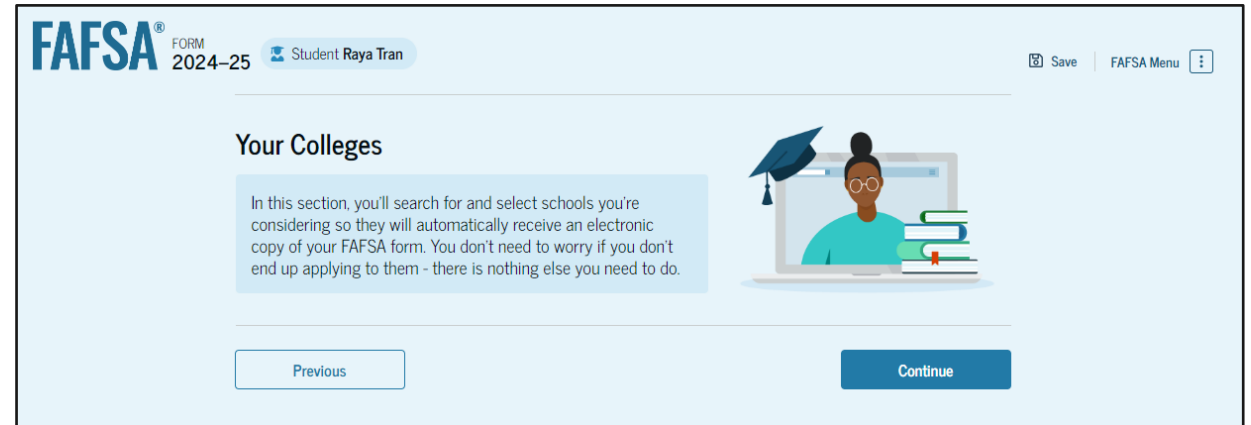
**Current Net Worth of Investments, Including Real Estate**  
*Don't include the home the student lives in. Net worth is the value of the investments minus any debts owed against them.*

\$ 0 .00

Previous Continue

# Introduction: Dependent Student Select Colleges

This is the first page in the Select Colleges section, which is the final part of the FAFSA® form's student section to require information. It provides an overview of the section.



The screenshot shows the FAFSA 2024-25 interface for a student named Raya Tran. The page is titled "Your Colleges" and includes a "Save" button and a "FAFSA Menu" icon. A text box explains that in this section, students search for and select schools they are considering, which will automatically receive an electronic copy of their FAFSA form. An illustration of a student with a graduation cap and books is shown. At the bottom, there are "Previous" and "Continue" buttons.

# Dependent Student College Search

The student is asked to search for the colleges and/or career schools they would like to receive their FAFSA® information.

The student searches for a school by entering a state, city, and/or school name.

After selecting "Search," they select the correct school from the search results.

Students can select to send their FAFSA information to a maximum of 20 schools.

FAFSA® FORM 2024-25 Student Raya Tran

Personal Circumstances Demographics Financials **Colleges** Signature

**Where should we send your FAFSA?**  
Search for the colleges to which you'd like to send your FAFSA® information.  
You can add up to 20 colleges to your FAFSA form.

0 of 20 Schools Selected View Selected Schools

Search by School Name Search by School Code

State  
Calif x  
California (CA)

School Name - optional

Search

Previous Continue

Rice University Burlington, California (CA)	Federal School Code B09773	+ Select
Rhodes College Centerville, California (CA)	Federal School Code E89235	+ Select
Smith College Lexington, California (CA)	Federal School Code G92383	+ Select
Macalester College Madison, California (CA)	Federal School Code 038412	+ Select
Wellesley College Springfield, California (CA)	Federal School Code F09983	✓ Selected

Search and Select Schools

< Previous 1 2 3 4 5 Next >

Previous Continue

✓ 4 of 20 schools have been selected Search and Select Schools

# Dependent Student Selected Colleges

The student can view which colleges and/or career schools they have selected. If the student has not selected 20 schools, they have the option to search and select more schools, and for students in some states, they have the option to change the position of their selected schools. When the student selects "Continue," they will have completed entering the required student information for their section and can proceed to review and sign their form.

FAFSA® 2024-25 Student Raya Tran Save FAFSA Menu

Personal Circumstances Demographics Financials **Colleges** Signature

### Selected Colleges

These are the colleges you want to receive your FAFSA information

To change the position of a school in your list, use the up and down arrow buttons to the left of the school's name.

**School list guidelines for Connecticut residents**

To be eligible for state grant aid in Connecticut, you must list an eligible in-state college within the first 2 positions. If you update your school choices later, please notify your state agency by sending an email to [sfa@ctoe.org](mailto:sfa@ctoe.org)

12 of 20 Schools Selected

Showing 1 to 10 of 12

1	^ University of California Northridge, CA v	Federal School Code G03453	Remove View Info
2	^ University of California Northridge, CA v	Federal School Code G03453	Remove View Info
3	^ University of California Northridge, CA v	Federal School Code G03453	Remove View Info

4	^ University of California Northridge, CA v	Federal School Code G03453	Remove View Info
5	^ University of California Northridge, CA v	Federal School Code G03453	Remove View Info
6	^ University of California Northridge, CA v	Federal School Code G03453	Remove View Info
7	^ University of California Northridge, CA v	Federal School Code G03453	Remove View Info
8	^ University of California Northridge, CA v	Federal School Code G03453	Remove View Info
9	^ University of California Northridge, CA v	Federal School Code G03453	Remove View Info
10	^ University of California Northridge, CA v	Federal School Code G03453	Remove View Info

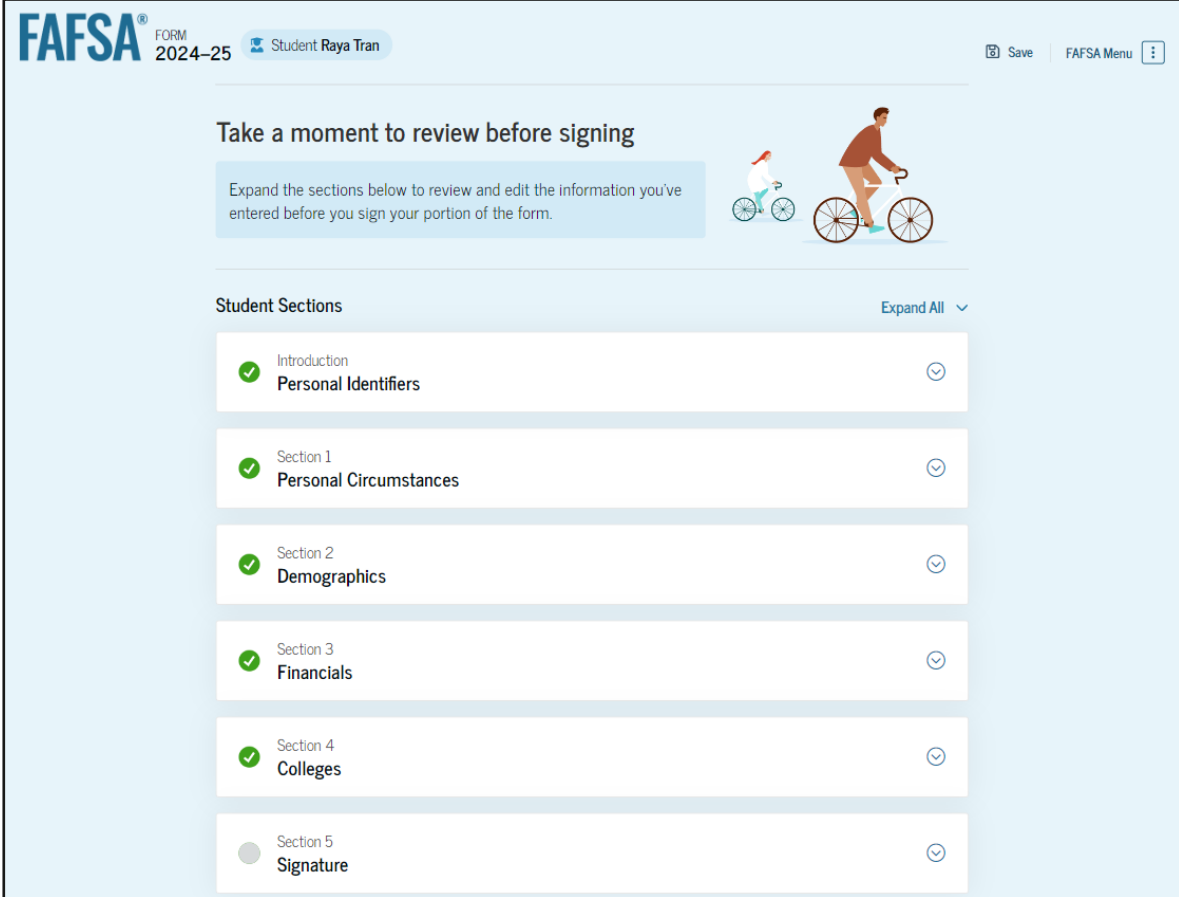
Search and Select Schools

< Previous 1 2 Next >

Previous Continue

# Dependent Student Review Page

The review page displays the responses that the student has provided in the FAFSA® form. The student can view all their responses by selecting "Expand All" or expand each section individually. To edit a response, the student can select the question's hyperlink and will be taken to the corresponding page. Additionally, since the student invited their parent into the form, they see the parent contributor section and the status of their parent's invite.



FAFSA® FORM 2024-25 Student Raya Tran Save FAFSA Menu

Take a moment to review before signing

Expand the sections below to review and edit the information you've entered before you sign your portion of the form.

Student Sections Expand All




Introduction Personal Identifiers	✓	⌵
Section 1 Personal Circumstances	✓	⌵
Section 2 Demographics	✓	⌵
Section 3 Financials	✓	⌵
Section 4 Colleges	✓	⌵
Section 5 Signature	○	⌵

# Dependent Student Review Page (Continued)

### Parent Contributor Section

**This Section is Shared With 2 Contributors**

Your FAFSA form is shared with the individuals listed below. You can request, manage, or remove signatures and contributions from this page or in your FAFSA form.

Parent Contributors	Date Request Sent	Status	Edit 
 Alcina Tran	07/13/2024	<input checked="" type="checkbox"/> Invite Sent	
 Travis Tran	07/13/2024	<input checked="" type="checkbox"/> Invite Sent	

[Previous](#) [Continue](#)

# Dependent Student Signature

On this page, the student acknowledges the terms and conditions of the FAFSA® form and signs their section. After agreeing and signing, the student is able to submit their section of the FAFSA form. Since parent information has not been provided, the FAFSA form is not considered complete and can't be processed yet.

The screenshot shows the FAFSA 2024-25 interface for Student Raya Tran. At the top, there is a progress bar with five steps: Personal Circumstances, Demographics, Financials, Colleges, and Signature. The first four steps are marked with checkmarks, and the fifth step, 'Signature', is highlighted with a blue circle and the number 5. Below the progress bar, the heading 'Sign and Complete Your Part' is displayed. A green-bordered box contains a 'Summary' section with the following text: 'This page confirms you understand the terms and conditions of the FAFSA form, and that you have filled it out accurately to the best of your ability.' Below this, it states: 'The FAFSA form is a legal document you will electronically sign with your FSA ID. Because this is associated with your personal information, do not share it with anyone.' Underneath the green box, there is a paragraph: 'By signing this application electronically using your FSA ID (username and password) and/or any other credential or by signing a signature page and mailing it to us, YOU, THE STUDENT, certify that you' followed by a bulleted list of terms and conditions:

- will use federal and/or state student financial aid only to pay the cost of attending an institution of higher education,
- are not in default on a federal student loan or have made satisfactory arrangements to repay it,
- do not owe money back on a federal student grant or have made satisfactory arrangements to repay it,
- will notify your school if you default on a federal student loan, and
- will not receive a Federal Pell Grant from more than one school for the same period of time.



# Dependent Student Signature (Continued)

---

By signing this application electronically using your username and password, and/or any other credential or by signing a signature page and mailing it to us, you certify that all of the information you provided is true and complete to the best of your knowledge and you agree, if asked to provide

- information that will verify the accuracy of your completed form, and
- U.S. or state income tax forms that you filed or are required to file.

---

You also certify that you understand that the secretary of education has the authority to verify information reported on your application with the Internal Revenue Service and other federal agencies.

If you sign this application or any document related to the federal student aid programs electronically using a username and password, and/or any other credential, you certify that you are the person identified by the username and password, and/or any other credential and have not disclosed that username and password, and/or any other credential to anyone else. If you purposely give false or misleading information, you may be fined up to \$20,000, sent to prison, or both.

---

### Sign Your FAFSA Form

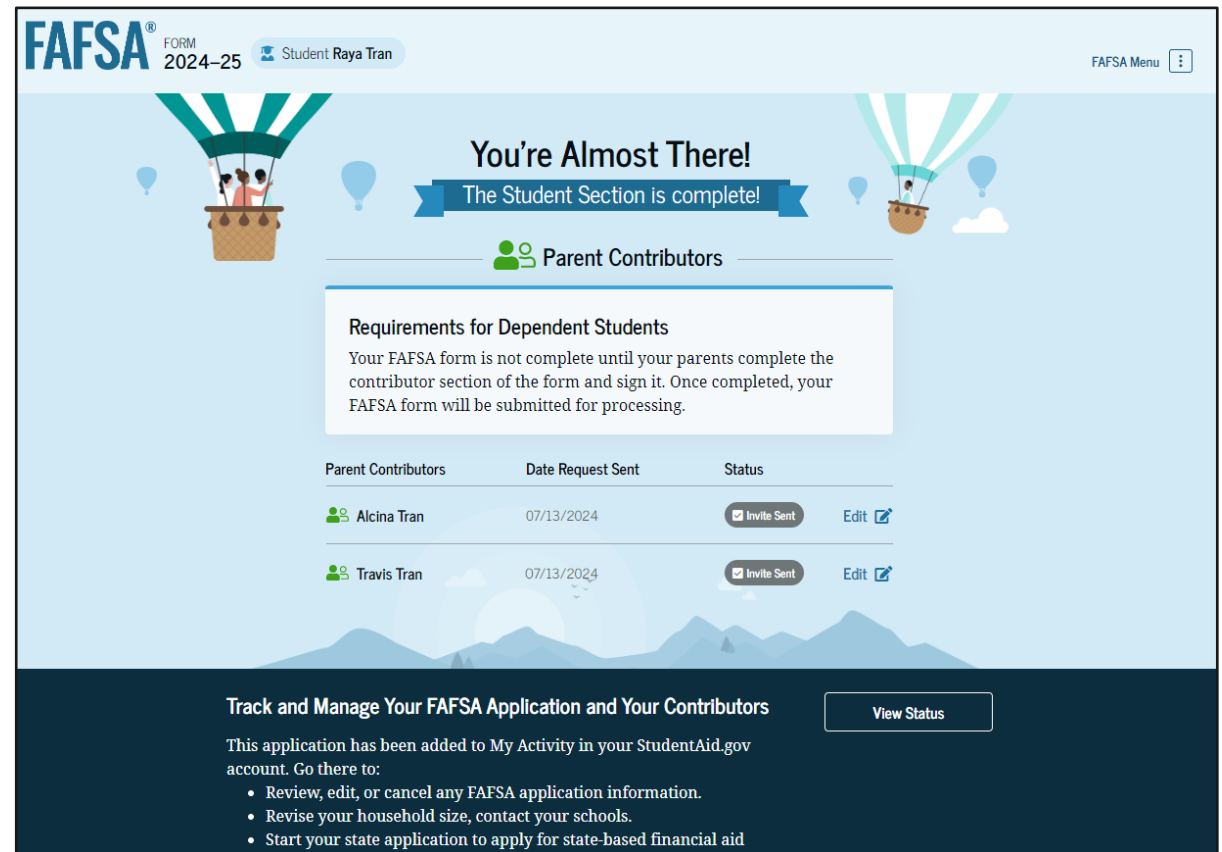
I, Raya Tran, agree to the terms outlined above

Cancel

Submit

# Dependent Student Section Complete

Upon signing the student section, the student is presented the student section complete page. This page displays information for the student about next steps, including tracking their FAFSA® form. The student is reminded that their form is not completed and can't be submitted until the parent completes the contributor section of the form and signs it. Next, in this scenario, the student's invited parent will enter the FAFSA form and complete the parent section.



The screenshot shows the FAFSA 2024-25 interface for a student named Raya Tran. The page features a celebratory banner that reads "You're Almost There! The Student Section is complete!". Below this, a section titled "Parent Contributors" provides instructions: "Requirements for Dependent Students: Your FAFSA form is not complete until your parents complete the contributor section of the form and sign it. Once completed, your FAFSA form will be submitted for processing." A table lists two parent contributors: Alcina Tran and Travis Tran, both with a "Date Request Sent" of 07/13/2024 and a status of "Invite Sent". Each entry includes an "Invite Sent" button and an "Edit" link. At the bottom, a dark blue footer contains the text "Track and Manage Your FAFSA Application and Your Contributors" and a "View Status" button. Below this, a message states: "This application has been added to My Activity in your StudentAid.gov account. Go there to:" followed by a bulleted list of actions: "Review, edit, or cancel any FAFSA application information.", "Revise your household size, contact your schools.", and "Start your state application to apply for state-based financial aid".

Parent Contributors	Date Request Sent	Status
Alcina Tran	07/13/2024	Invite Sent
Travis Tran	07/13/2024	Invite Sent

**Track and Manage Your FAFSA Application and Your Contributors** [View Status](#)

This application has been added to My Activity in your StudentAid.gov account. Go there to:

- Review, edit, or cancel any FAFSA application information.
- Revise your household size, contact your schools.
- Start your state application to apply for state-based financial aid

# Dependent Student Section Complete (Continued)

## Here's What You Can Do Next



### Check Your Email

You will receive an email version of this page at the following email address:  
rayaatran@gmail.com.



### Your FAFSA® Form Still Needs Contributor Information

The contributor(s) you selected will receive an email invitation to join your form every seven days until the application is complete.

## Things You Should Know



### View Your FAFSA® Submission Summary

Once your application is complete and submitted, you can view your FAFSA Submission Summary, a summary of the information you provided on your FAFSA form. You'll be able to access the FAFSA Submission Summary one to three days after you submit your application by logging back in with your account username and password (FSA ID).



### Questions About Your Eligibility For Aid?

Visit the "FAFSA Help" page for more information.

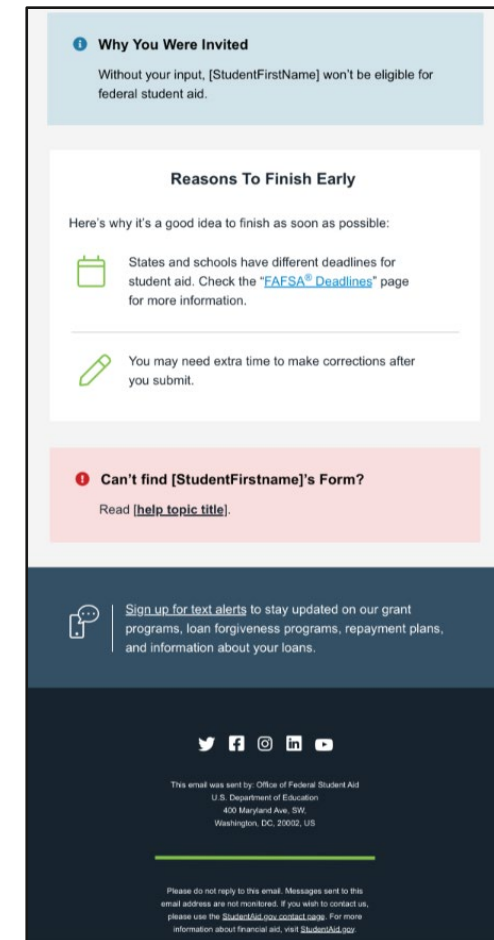
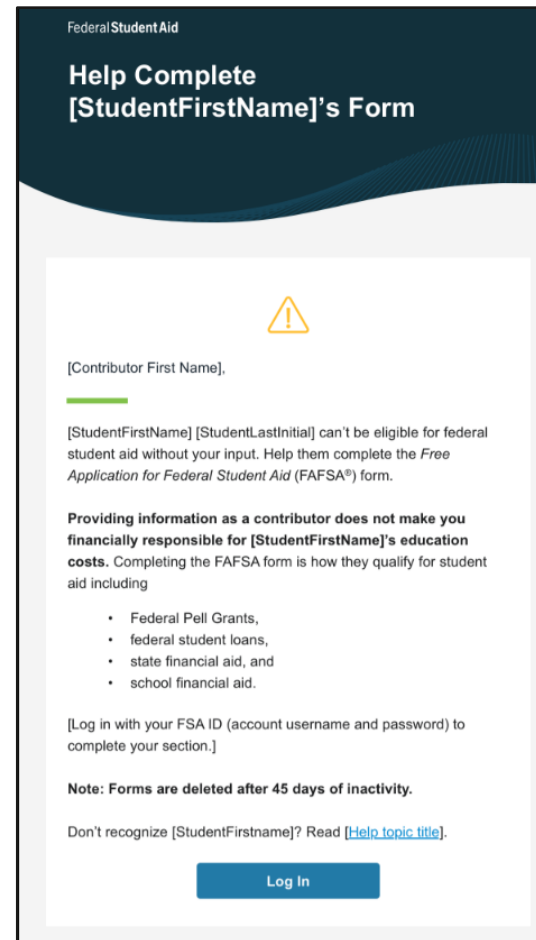
[Get Help >](#)

We strongly recommend that your parent(s) complete their own section. If that isn't possible, you can manually provide their information, but you will not be eligible for federal student aid, including grants and loans, until they provide consent and sign the form.

[Provide Parent Information Manually >](#)

# Dependent Student's Parent Email

This is NOT a view within StudentAid.gov nor the FAFSA® form. This view demonstrates a parent opening the FAFSA invitation from their email. The parent selects "Log In" and is taken to StudentAid.gov.



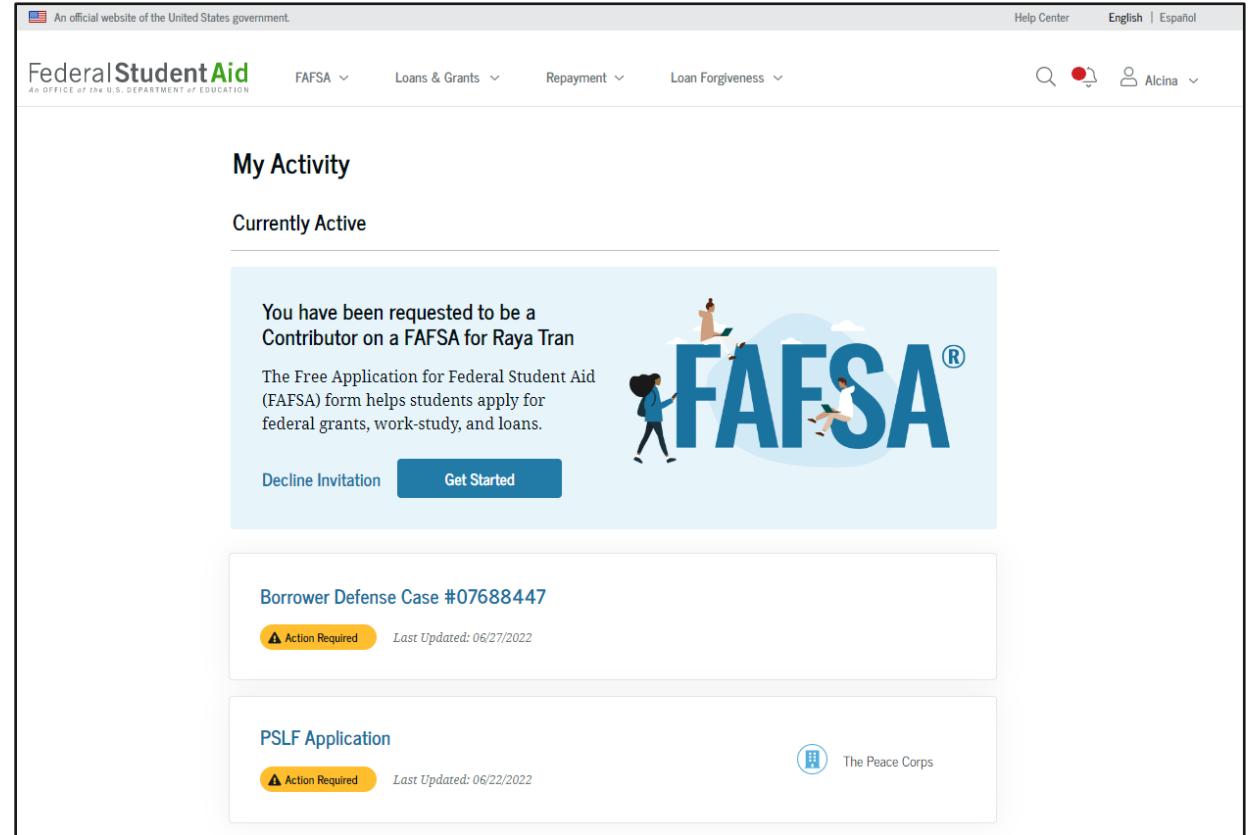
# Dependent Student's Parent Log In

The parent is taken from their email to the "Log In" page to enter their log-in credentials. To access the FAFSA<sup>®</sup> form, all users are required to have an FSA ID (account username and password). If the parent doesn't have an FSA ID, they can select "Create an Account."

The screenshot shows the Federal Student Aid website's login interface. At the top, there is a navigation bar with the Federal Student Aid logo, a search icon, and links for "Log In" and "Create Account". Below the navigation bar, the main content area features a "Log In" section with a blue "Log In" button. The login form includes fields for "Email, Phone, or FSA ID Username" (containing "test595011623") and "Password" (masked with dots). Below the password field is a "Show Password" link. Underneath the login button are links for "Forgot My Username" and "Forgot My Password". At the bottom of the login section is a "Create an Account" link. A "Help Me Log In to My Account" link is located below the "Create an Account" link. The footer contains links for "Help Center", "Contact Us", "Site Feedback", "About Us", "Announcements", "Data Center", "Resources", and "Forms Library".

# Parent Status Center – My Activity

After successfully logging in, the parent is taken to their “My Activity” page. The parent sees an invitation to be a contributor on the student’s FAFSA® form.



The screenshot displays the 'My Activity' page on the Federal Student Aid website. At the top, there is a navigation bar with the Federal Student Aid logo, 'AN OFFICE OF THE U.S. DEPARTMENT OF EDUCATION', and menu items for 'FAFSA', 'Loans & Grants', 'Repayment', and 'Loan Forgiveness'. A search icon and a user profile icon labeled 'Alcina' are also present. The main content area is titled 'My Activity' and features a section for 'Currently Active'.

The primary focus is a large light blue banner with the text: 'You have been requested to be a Contributor on a FAFSA for Raya Tran'. Below this, it states: 'The Free Application for Federal Student Aid (FAFSA) form helps students apply for federal grants, work-study, and loans.' To the right of the text is a graphic with the word 'FAFSA' in large blue letters and an illustration of a person carrying a backpack. At the bottom of the banner are two buttons: 'Decline Invitation' and 'Get Started'.

Below the banner, there are two activity items, each with a yellow 'Action Required' icon and a 'Last Updated' timestamp:

- Borrower Defense Case #07688447** (Last Updated: 06/27/2022)
- PSLF Application** (Last Updated: 06/22/2022) with a logo for 'The Peace Corps'.

# Dependent Student's Parent Contributing to the FAFSA® Form

This page provides information about being a contributor on a FAFSA® form.

FAFSA® FORM 2024-25 Parent of Raya Tran

## Parent Contributing to the FAFSA® Form

You have entered Raya Tran's FAFSA® form!

- This FAFSA form can't be submitted for processing until you provide some required personal and financial information.
- You can save this form and come back to it later.

### Frequently Asked Questions

**Why have I been invited to contribute to this FAFSA® form?**

You have been invited to the student's form to provide personal and financial information that will help determine their eligibility for federal student aid.

Answers on the student's FAFSA form have indicated that you will need to provide additional information as a contributor to help determine their eligibility for federal student aid.

**Does contributing to the form mean I'm responsible to pay for college?**

No! Providing your consent and personal and financial information doesn't make you financially responsible for the student's education costs.

## What do I need to complete my section(s)?

You may need the following documents or information: your tax returns; records of child support received; current balances of cash, savings, and checking accounts; and net worth of investments, businesses, and farms.

## What kind of information will I be asked to provide?

You'll need to provide consent for the student to be eligible for federal student aid, including grants and loans. With your consent, we can obtain your federal tax information automatically from the IRS to help you complete your section of the student's FAFSA form. You'll also need to provide personal and financial information.

## What happens after I complete my sections?

After you submit your required sections and the student's FAFSA form is processed, the student will receive a FAFSA Submission Summary. It will include the Student Aid Index (SAI), a number used to determine federal student aid eligibility. Schools will use the SAI to create a financial aid offer that explains the types and amounts of aid they are offering the student.

[Previous](#) [Continue](#)

# Dependent Student's Parent Onboarding (1 of 4)

When the parent enters a 2024–25 FAFSA® form for the first time, they are taken through the FAFSA onboarding process. The first onboarding page provides an overview of the FAFSA form and an accompanying video.

The screenshot shows the FAFSA 2024-25 onboarding interface. At the top left, it says 'FAFSA® FORM 2024-25' and 'Parent of Raya Tran'. A blue banner reads 'Understanding the FAFSA® Form' with '1 of 4' below it. The main heading is 'What is the FAFSA® form?'. Below this, a text box explains: 'Use the *Free Application for Federal Student Aid* (FAFSA®) form to apply for grants, scholarships, work-study funds, and loans for college or graduate school.' A video player is embedded, showing a video titled 'FAFSA® Overview' with a play button. The video thumbnail features an illustration of a person in a hot air balloon basket. At the bottom, there are 'Previous' and 'Continue' buttons.



# Dependent Student's Parent Onboarding (2 of 4)

The second FAFSA® onboarding page provides information about the different roles that may be required to complete the student's FAFSA form and the documents that may be needed to fill out the form.

**FAFSA**® FORM 2024-25 Parent of Raya Tran

## Understanding the FAFSA® Form

2 of 4

### Contributors to the FAFSA® Form

 **Parents or Spouses**  
Answers to the FAFSA form will determine if any contributors need to be identified. These contributors will complete their own sections of the form and are asked to provide personal and financial information, but will not become financially responsible for the student's education.

 **How to Invite**  
Contributors will need to log in with their own FSA ID to provide their information. To invite a contributor to a FAFSA form, you'll need to provide their name, date of birth, Social Security number, and email address.

Information or Documents You May Need ^

You might need the following information or documents as you fill out the FAFSA form:

- Tax returns
- Records of child support received
- Current balances of cash, savings, and checking accounts
- Net worth of investments, businesses, and farms

Previous Continue

# Dependent Student's Parent Onboarding (3 of 4)

The third onboarding page provides information about the types of questions the parent can expect to see and how they can get help in filling out the FAFSA® form.

The screenshot shows the FAFSA 2024-25 Parent Onboarding page for the user 'Parent of Raya Tran'. The page is titled 'Understanding the FAFSA® Form' and is the 3rd of 4 steps. The current step is 'What to Expect', which is estimated to take 1 hour. The main content area contains the following text: 'Every contributor must provide consent for the student to be eligible for federal student aid. With your consent, we can obtain your federal tax information automatically from the IRS to help you complete your section of the student's FAFSA® form. You can save the form and return to it later if you need more time.' At the bottom of the page, there are two buttons: 'Previous' and 'Continue'.

# Dependent Student's Parent Onboarding (4 of 4)

The last onboarding page provides information about what to expect once the FAFSA® form is completed and submitted. On this page, the parent selects "Start the FAFSA form" to begin the parent section.

The screenshot shows the final step of the parent onboarding process for FAFSA 2024-25. The user is identified as the parent of Raya Tran. The page title is "Understanding the FAFSA® Form" and it is labeled "4 of 4". The main heading is "After Submitting the FAFSA® Form". A light blue box contains the text: "Once the student's FAFSA® form is submitted, the student will need to check on its status and make corrections, if required." Below this, three bullet points with green arrows provide further information: 1) The student's form will be processed in 1-3 days. 2) The student will receive a FAFSA Submission Summary, which includes their Student Aid Index (SAI), a number used to determine federal student aid eligibility. 3) Schools will use the student's SAI to create their financial aid offer, explaining the types and amounts of aid; most schools wait to send an aid offer only after the student is accepted for admission. At the bottom, there is a "Previous" button and a prominent blue "Start the FAFSA form" button.

FAFSA® FORM 2024-25 Parent of Raya Tran

## Understanding the FAFSA® Form

4 of 4

### After Submitting the FAFSA® Form

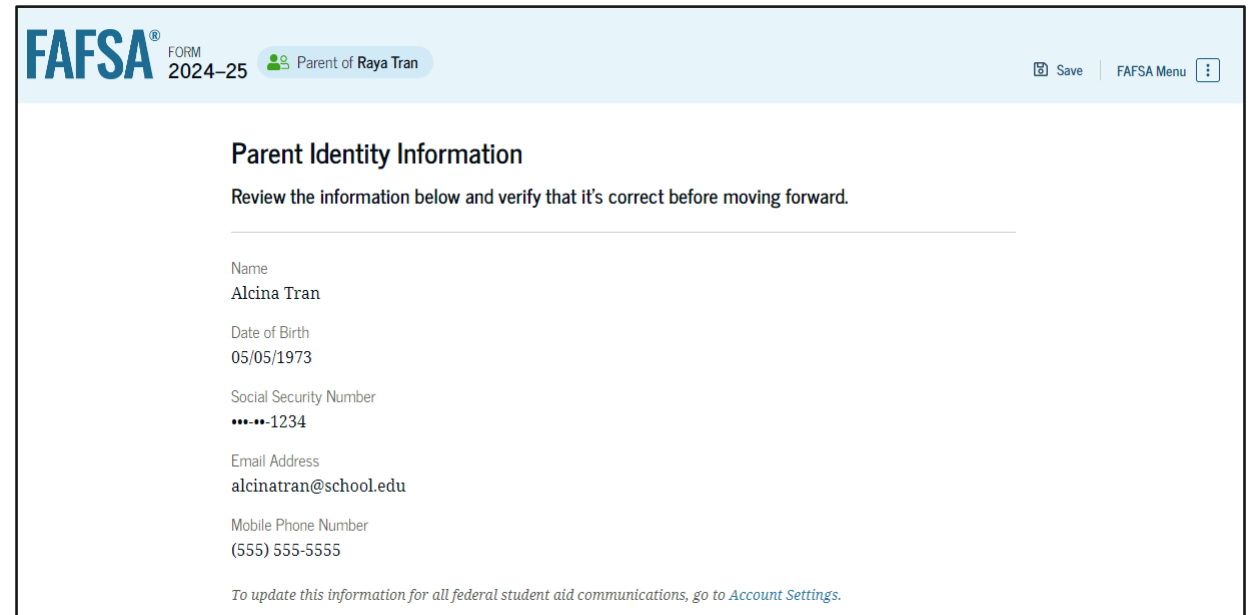
Once the student's FAFSA® form is submitted, the student will need to check on its status and make corrections, if required.

- The student's form will be processed in 1-3 days.
- The student will receive a FAFSA Submission Summary. It will include their Student Aid Index (SAI), a number used to determine federal student aid eligibility.
- Schools will use the student's SAI to create their financial aid offer that explains the types and amounts of aid they are offering to the student. Most schools will wait to send the student an aid offer only after they are accepted for admission.

Previous Start the FAFSA form

# Dependent Student's Parent Identity Information

This is the first page within the parent section. The parent can verify that their personal information is correct. To update any of the personal information, the parent must access their Account Settings on StudentAid.gov. For fields related to the parent's mailing address, the parent can edit them directly on this page.



The screenshot shows the FAFSA 2024-25 interface for a parent of Raya Tran. The page title is "Parent Identity Information" and it includes a instruction to review the information before moving forward. The form displays the following details:

Name	Alcina Tran
Date of Birth	05/05/1973
Social Security Number	•••••1234
Email Address	alcinatran@school.edu
Mobile Phone Number	(555) 555-5555

*To update this information for all federal student aid communications, go to Account Settings.*

# Dependent Student's Parent Identity Information (Continued)

Permanent Mailing Address  
*Include apartment number.*

12345 Sesame Street

City

New York

State

New York (NY) ▾

Zip Code

67891

Country

United States of America (US) ▾

Previous

Continue

# Dependent Student's Parent Provides Consent

This page informs the parent about consent and their federal tax information. By providing consent, the parent's federal tax information is transferred directly into the FAFSA® form from the IRS to help complete the Parent Financials section. The parent selects "Approve" to provide consent and is taken to the next page.

The screenshot shows the FAFSA 2024-25 interface for a parent of Raya Tran. The main heading is "Provide Consent or the Student Will Be Ineligible for Federal Student Aid". A summary box explains that consent is needed to retrieve and disclose federal tax information (FTI) from the IRS. It lists three key points: getting 2022 tax return information for the 2024-25 FAFSA form, the requirement for tax return information to complete the FAFSA form, and the use of FTI to determine the student's eligibility for federal student aid. Below the summary is a certification statement: "Under penalty of law, I certify that I am the individual associated with the FSA ID log-in credentials used to access the FAFSA form to provide the necessary approval and consent for the disclosure and use of my federal tax information (FTI) from the U.S. Department of the Treasury. By accepting below, I approve and consent to:" followed by a list of six consent items regarding the disclosure of Social Security numbers, FTI for eligibility determination, redisclosure of FTI to various agencies, and future FAFSA forms.

# Dependent Student's Parent Provides Consent (Continued)

By approving and consenting, I further understand:

- My approval and consent are a condition of my eligibility or of others for which I have participated and shared my FTI for federal student aid, even if I did not file a U.S. federal tax return.
- FTI received from the U.S. Department of Treasury will supersede any manually entered financial or income information on the FAFSA form.
- The U.S. Department of Education may request updated tax information from the U.S. Department of Treasury once consent is provided. If FTI has changed (e.g., amended tax return filed with revised FTI), then eligibility for and amounts of federal, state, and institutional financial aid may change.
- If I do not approve and consent to the disclosure of my FTI, the U.S. Department of Education will be unable to calculate my eligibility for federal student aid or the eligibility of others who have requested that I share my FTI on their FAFSA form.
- I am permitted to revoke my approval and consent for the disclosure and use of my FTI, as outlined herein, at StudentAid.gov. However, by revoking such approval and consent, neither I nor other applicants for which I participated and shared my FTI will be eligible for future federal student aid and/or other financial aid program that used FTI to make determinations for eligibility of aid awarded by an institution of higher education, state higher education agency, or other designated scholarship organization.

— Frequently Asked Questions —

Who should provide consent? ⌵

---

If I'm married and didn't file a joint tax return with my current spouse, does my spouse have to provide consent for you to access their tax information? ⌵

---

What happens after I provide consent? ⌵

---

What happens if I revoke consent? ⌵

---

What happens if I decline consent? ⌵

Select "Approve" to consent to using your tax information to determine the student's eligibility for federal student aid. If you select "Decline," the student will not be eligible for federal student aid.

Previous
Decline
Approve

# Introduction: Dependent Student's Parent Demographics

This is the first page in the Parent Demographics section. It provides an overview of the section.

The screenshot shows the FAFSA 2024-25 interface for a parent of Raya Tran. The page title is "Demographics About You". A text box explains that the form will ask about marital status, college students in the household, and legal residence. A green arrow points to a note stating that this is because most dependent students receive support from their parents, which affects their ability to pay for school. The page includes a "Previous" button and a "Continue" button. The top right corner has "Save" and "FAFSA Menu" options.

FAFSA<sup>®</sup> FORM 2024-25 Parent of Raya Tran Save | FAFSA Menu

## Demographics About You

We'll ask about your marital status, college students in your household, and legal residence.

→ This is because most dependent students receive support from their parents, and this affects how much they're able to pay for school.

Previous Continue



# Dependent Student's Parent Current Marital Status

The parent is asked about their current marital status. They select the "Married (not Separated)" option.

The screenshot shows the FAFSA 2024-25 interface for a parent of Raya Tran. The page is titled "Parent Current Marital Status" and features a progress bar with three steps: 1. Demographics (active), 2. Financials, and 3. Signature. Below the progress bar, there are seven radio button options for marital status. The "Married (not Separated)" option is selected, indicated by a blue circle and a blue highlight. At the bottom of the screen, there are "Previous" and "Continue" buttons.

FAFSA<sup>®</sup> FORM 2024-25 Parent of Raya Tran Save FAFSA Menu

1 Demographics 2 Financials 3 Signature

Parent Current Marital Status

Single (Never Married)

Unmarried and both legal parents living together

Married (not Separated)

Remarried

Separated

Divorced

Widowed

Previous Continue

# Dependent Student's Parent State of Legal Residence

The parent is asked about their state of legal residence. The parent selects the state from a dropdown box and provides the month and year when they became a legal resident.

FAFSA<sup>®</sup> FORM 2024-25 Parent of Raya Tran Save FAFSA Menu

1 Demographics 2 Financials 3 Signature

### Parent State of Legal Residence

State  
New York (NY) ?

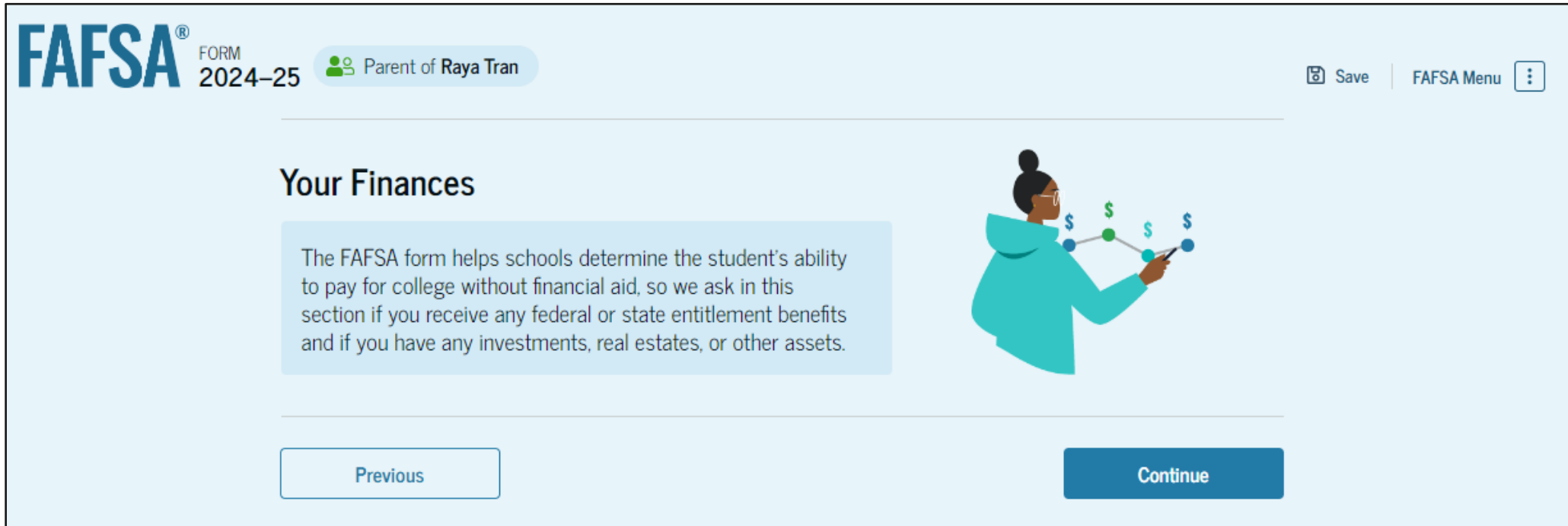
Date the Parent Became a Legal Resident

Month	Year
01	1985 ?

Previous Continue

# Introduction: Dependent Student's Parent Financials

This is the first page within the Parent Financials section. It provides an overview of the section.



The screenshot shows the FAFSA 2024-25 interface for a parent of Raya Tran. The page title is "Your Finances". A text box explains that the FAFSA form helps schools determine the student's ability to pay for college without financial aid, and asks for information on federal or state entitlement benefits, investments, real estates, or other assets. An illustration of a woman in a teal hoodie holding a smartphone with dollar signs and a line graph is positioned to the right. At the bottom, there are "Previous" and "Continue" buttons. The top right corner contains "Save" and "FAFSA Menu" options.

**FAFSA**<sup>®</sup> FORM 2024-25 Parent of Raya Tran

Save | FAFSA Menu

## Your Finances

The FAFSA form helps schools determine the student's ability to pay for college without financial aid, so we ask in this section if you receive any federal or state entitlement benefits and if you have any investments, real estates, or other assets.

Previous Continue

# Dependent Student's Parent Federal Benefits Received

This page asks the parent if they or anyone in their family has received federal benefits. The parent selects "None of these apply."

The screenshot shows the FAFSA 2024-25 interface for a parent of Raya Tran. The progress bar indicates the 'Financials' step is active. The section is titled 'Federal Benefits Received' and includes a green informational box stating that the questions do not affect federal student aid eligibility. Below this, a question asks if the parent or anyone in the family received benefits from various federal programs during 2022 or 2033. A list of programs is provided with checkboxes: Earned Income Tax Credit (EITC), Federal Housing Assistance, Free or Reduced Price School Lunch, Medicaid, Refundable Credit for Coverage Under a Qualified Health Plan (QHP), Supplemental Nutrition Assistance Program (SNAP), Supplemental Security Income (SSI), Temporary Assistance for Needy Families (TANF), and Special Supplemental Nutrition Program for Women, Infants, and Children (WIC). The 'None of these apply.' option is selected. 'Previous' and 'Continue' buttons are at the bottom.

# Dependent Student's Parent Tax Filing Status

This page asks the parent about their tax filing status. The parent selects "Yes" to "Did or will the parent file a 2022 joint tax return with their current spouse?"

The screenshot shows the FAFSA 2024-25 interface for a parent of Raya Tran. The progress bar indicates three steps: Demographics (completed), Financials (current), and Signature. The question is: "Did or will the parent file a 2022 joint tax return with their current spouse?". The "Yes" radio button is selected. There are "Previous" and "Continue" buttons at the bottom.

FAFSA<sup>®</sup> FORM 2024-25 Parent of Raya Tran Save | FAFSA Menu

Demographics 2 Financials 3 Signature

**Parent Tax Filing Status**

Did or will the parent file a 2022 joint tax return with their current spouse?

Yes  No

Previous Continue

# Dependent Student's Parent Family Size

This page asks the parent if their family size has changed. The parent selects the "Yes" option.

**FAFSA** FORM 2024-25 Parent of Raya Tran Save FAFSA Menu

Demographics 2 Financials 3 Signature

### Family Size

Is the parent's family size different from the number of individuals claimed on their 2022 tax return?

Yes  No

The parent's family size is 3  
 Parent: 1 Other Parent: 1 Student: 1 Parent's Children and Other Dependents: 1

Enter the number of children or other dependents who live with the parent and will receive more than half of their support from the parent between July 1, 2024 and June 30, 2025?  
 Do not include the student applicant.

1

Previous Continue

# Dependent Student's Parent Number in College

This page asks the parent how many people in the family will be in college between July 1, 2024, and June 30, 2025. The parent enters a response into the entry field.

The screenshot shows the FAFSA 2024-25 interface for the parent of Raya Tran. The page is titled "Number in College" and asks, "How many people in the parent's family will be in college between July 1, 2024, and June 30, 2025?" A note below the question states, "Do not include the parent." The user has entered the number "1" in the input field. The progress bar at the top indicates that the "Demographics" step is complete, and the "Financials" step is currently active. The "Signature" step is also visible. At the bottom of the page, there are "Previous" and "Continue" buttons.

# Dependent Student's Parent Tax Return Information

The parent is asked questions about their 2022 tax return. The parent enters a response in each entry field.

The screenshot shows the FAFSA 2024-25 interface for a parent of Raya Tran. The progress bar indicates three steps: Demographics (completed), Financials (current), and Signature. The current section is titled 'Parent 2022 Tax Return Information' and includes instructions to refer to the 2022 tax return and convert all currency to U.S. dollars. The first question asks if the parent received the Earned Income Tax Credit (EITC), with 'No' selected. The second question asks for the amount of college grants, scholarships, or AmeriCorps benefits reported as income to the IRS (optional), with a value of 0.00 entered. The third question asks for the foreign earned income exclusion, also with a value of 0.00 entered. 'Previous' and 'Continue' buttons are at the bottom.

FAFSA<sup>®</sup> FORM 2024-25 Parent of Raya Tran Save FAFSA Menu

Demographics Financials Signature

### Parent 2022 Tax Return Information

Refer to the parent's 2022 tax return to answer the following questions.  
Convert all currency to U.S. dollars.

Did the parent receive the Earned Income Tax Credit (EITC)?

Yes  No

Don't know

Amount of College Grants, Scholarships, or AmeriCorps Benefits Reported as Income to the IRS (optional)

The parent paid taxes on these grants, scholarships, or benefits. These usually apply to those renewing their FAFSA<sup>®</sup> form, not to first-time applicants.

\$ 0 .00

Foreign Earned Income Exclusion

\$ 0 .00

Previous Continue



# Dependent Student's Parent Assets

The parent is asked about their assets.  
The parent enters a response in each  
entry field.

**FAFSA** FORM 2024-25 Parent of Raya Tran Save FAFSA Menu

1 Demographics 2 Financials 3 Signature

**Annual Child Support Received**  
Enter total amount received in child support for the last complete calendar year.

\$ 0 .00

**Parent Assets**

**Current Total of Cash, Savings, and Checking Accounts**  
Don't include student financial aid

\$ 10,000 .00

**Current Net Worth of Businesses and Investment Farms**  
Enter the net worth of your businesses or for-profit agricultural operations. Net worth is the value of your businesses or farms minus any debts owed against them.

\$ 0 .00

**Current Net Worth of Investments, Including Real Estate**  
Don't include the home you live in. Net worth is the value of your investments minus any debts owed against them.

\$ 5,000 .00

Previous Continue

# Dependent Student's Other Parent Information


The parent is asked to provide information about their spouse or partner.

**FAFSA** FORM 2024-25 Parent of Raya Tran Save FAFSA Menu

Demographics 2 Financials 3 Signature

### Other Parent's Information

Enter the following information about the other parent.

  
Other Parent

First Name

Last Name

Date of Birth  
Month Day Year

Social Security Number (SSN)  
 Show

Email Address

Confirm Email Address

# Dependent Student's Parent Review Page

The review page displays the responses that the parent has provided in the FAFSA<sup>®</sup> form. In this scenario, the parent can only view responses within the parent section of the student's FAFSA form. The parent can view all their responses by selecting "Expand All" or expand each section individually. To edit a response, the parent can select the question's hyperlink to be taken to the corresponding page.

The screenshot shows the FAFSA Parent Review Page for the 2024-25 form year. The page is titled "Parent of Raya Tran" and includes a "Save" button and a "FAFSA Menu" icon. The main heading is "Take a moment to review before signing" with a sub-heading "Expand the sections below to review and edit the information you've entered before you sign your portion of the form." Below this is a list of "Parent Contributor Sections" with an "Expand All" dropdown menu. The sections are:

- Introduction Personal Identifiers (checked)
- Section 1 Demographics (checked)
- Section 2 Financials (checked)
- Section 3 Signature (unchecked)

At the bottom, there are "Previous" and "Continue" buttons.

# Dependent Student's Parent Signature

On this page, the parent acknowledges the terms and conditions of the FAFSA® form and signs their section. Since all required sections are complete, the parent can both sign and submit the student's FAFSA form.

The screenshot shows the FAFSA 2024-25 Parent Signature page for Raya Tran. The page is titled "FAFSA FORM 2024-25 Parent of Raya Tran" and includes a "Save" button and a "FAFSA Menu" icon. A progress bar at the top indicates that the "Demographics" and "Financials" sections are complete, while the "Signature" section is currently active. The main heading is "Sign and Complete Your Section".

**Summary**  
This page confirms that you understand the terms and conditions of the FAFSA® form and filled out the form accurately to the best of your ability.

The FAFSA form is a legal document you will electronically sign with your account username and password (FSA ID). Because your FSA ID is associated with your personal information, do not share it with anyone.

By signing the student's application electronically using your account username and password, YOU, THE PARENT, certify that all of the information you provided is true and complete to the best of your knowledge and you agree, if asked, to provide

- information that will verify the accuracy of your completed form, and
- U.S. or foreign income tax forms that you filed or are required to file.

You also certify that you understand that the Secretary of Education has the authority to verify information reported on your application.

If you sign this application or any document related to the federal student aid programs electronically using a username and password, and/or any other credential, you certify that you are the person identified by the username and password, and/or any other credential and have not disclosed that username and password, and/or any other credential to anyone else. If you purposefully give false or misleading information, including applying as an independent student without meeting the unusual circumstances required to qualify for such a status, you may be subject to criminal penalties under 20 U.S.C. 1097, which may include a fine up to \$20,000, imprisonment, or both.

Sign for yourself and submit the application for Raya Tran (Student).

I, Alcina Tran, agree to the terms outlined above.

Buttons at the bottom: "Cancel" and "Sign and Submit".

# Dependent Student FAFSA® Confirmation

Upon submitting the student's FAFSA® form, the parent is presented an abbreviated confirmation page. This page displays information about tracking the student's FAFSA form and next steps. The student will receive an email with the full, detailed confirmation. With the student and parent sections completed and signed, the FAFSA form is now considered complete and submitted for processing.

**FAFSA** FORM 2024-25 Parent of Raya Tran Save FAFSA Menu

**Congratulations,**  
the FAFSA® Form Is Complete!

Raya Tran  
Completion Date  
10/12/2024

### What Happens Next

- Email sent**  
Confirm that the student received an email version of this page.
- The Student Will Receive Notification of Processing**  
In one to three days, the student will receive a notification by email that their FAFSA form was processed and sent to the student's schools.
- The Student Will Receive School Communications**  
We use the information collected on the student's FAFSA form to calculate their Student Aid Index (SAI). The SAI lets schools determine how much aid the student is eligible to receive. Schools will reach out to the student if they need more information. They will also contact the student with financial aid offers. Once received, the student can contact their financial aid offices directly to ask questions about their student aid packages.

**Track and Manage the Student's FAFSA® Form** [View Status](#)

You can check the status of the student's application in the "My Activity" section of your StudentAid.gov account. We will let you know if we need anything more from you.

# Parent Starts and Submits a FAFSA® Form Without Student Consent or Signature

---

# Parent FAFSA® Form Landing Page

This is the main FAFSA® form landing page. On this page, students and parents are directed to "Start a New Form" or "Edit Existing Form." For the purpose of this presentation, the parent is beginning a new application on behalf of their child.

The screenshot shows the Federal Student Aid (FAFSA) form landing page. At the top, there is a navigation bar with the Federal Student Aid logo and links for FAFSA, Loans & Grants, Repayment, and Loan Forgiveness. Below the navigation bar, there is a main heading "Get Money to Pay for School" with a sub-heading "Use the Free Application for Federal Student Aid (FAFSA®) form to apply for financial aid for college or graduate school." To the right of this text is a large graphic of the FAFSA logo with the word "form" underneath it. Below the main heading, there are two buttons: "Start a New Form" and "Edit Existing Form". Below these buttons, there is a link: "Need to access last year's form? Start or Edit a 2023-24 Form". At the bottom of the page, there is a section titled "Check FAFSA® Deadlines for the State You Live In" with a "Find Deadlines" button and a link to "View All FAFSA Deadlines". Below this section, there are three informational cards: "Who Should Complete This?", "How Long Will it Take?", and "What Do I Need?".

**Who Should Complete This?**  
Any student, regardless of income, who wants to be considered for federal, state, and school financial aid programs, which includes scholarships, grants, loans, and Federal work-study.

**How Long Will it Take?**  
It takes most people less than an hour to complete, including gathering any documents or data needed.

**What Do I Need?**

- Verified StudentAid.gov account
- Social Security Number
- Parent or spouse contributor email addresses
- Income and asset information, if required

# Parent Log In

If the parent selects "Start a New Form" from the FAFSA® landing page and they are not logged in to [StudentAid.gov](https://studentaid.gov), they are taken to the "Log In" page to enter their log-in credentials. To access the FAFSA form, all parents are required to have an FSA ID (account username and password). If the parent doesn't have an FSA ID, they can select "Create an Account."

The screenshot shows the Federal Student Aid website's login interface. At the top, there is a navigation bar with the Federal Student Aid logo, a search icon, and links for "Help Center", "Submit a Complaint", and language options "English | Español". Below this is a secondary navigation bar with "FAFSA® Form", "Loans and Grants", "Loan Repayment", and "Loan Forgiveness". The main content area features a "Log In" section with a blue "Log In" button. The form includes fields for "Email, Phone, or FSA ID Username" (containing "test595011023") and "Password" (masked with dots). Below the password field is a "Show Password" link. Underneath the login button are links for "Forgot My Username" and "Forgot My Password", and a "Create an Account" link. At the bottom of the login section is a link that says "Help Me Log In to My Account". The footer contains links for "Help Center", "Contact Us", "Site Feedback", "About Us", "Announcements", "Data Center", "Resources", and "Forms Library". The Federal Student Aid logo and social media icons are also present in the footer.



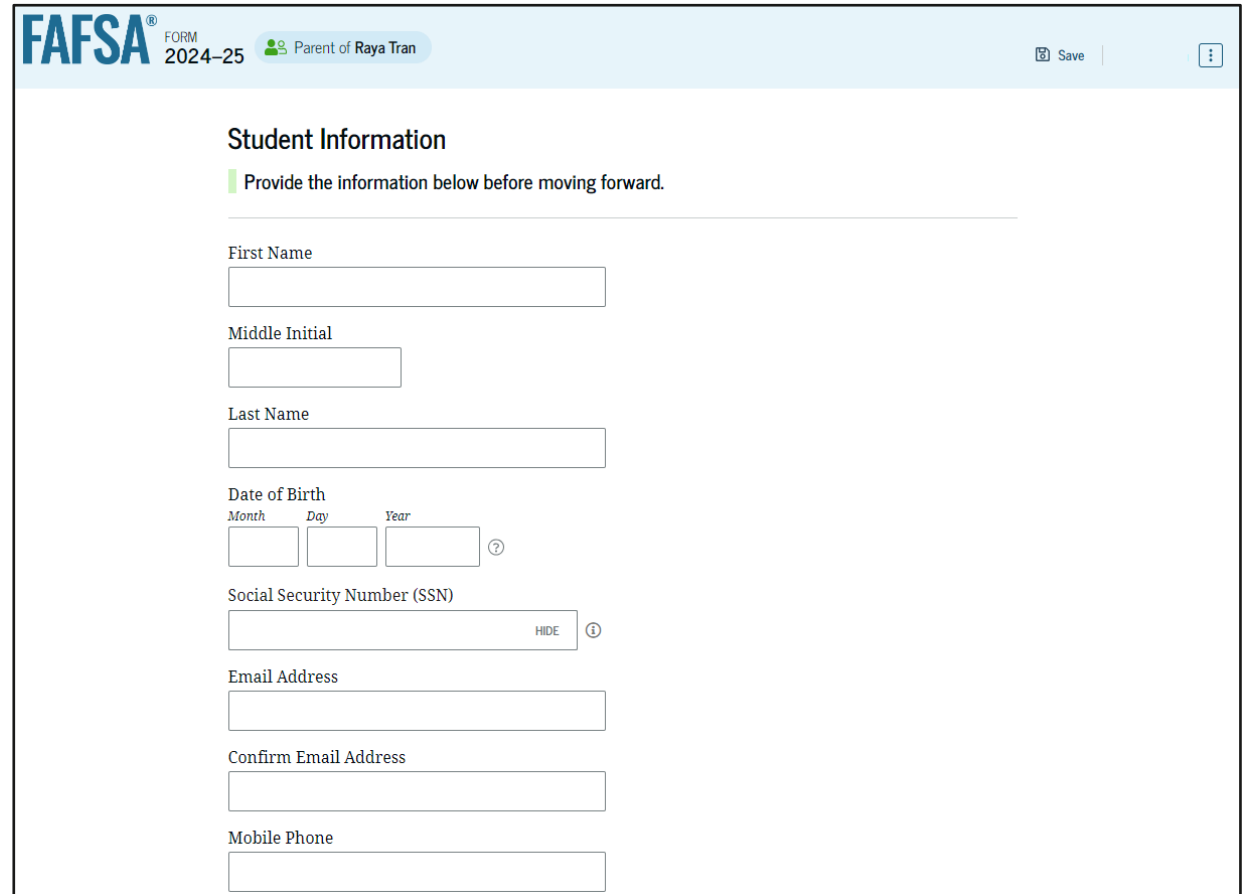
# Parent Roles

After logging in, the parent selects the applicable role to fill out the FAFSA® form: "Parent."

The screenshot displays the FAFSA 2024-25 login interface. At the top left, it says "FAFSA® FORM 2024-25". The main header area features a light blue background with illustrations of hot air balloons and a banner that reads "Welcome, Raya, to the FAFSA® Form". Below this, a green line is followed by the text "I am starting the FAFSA form as a" and another green line. Two selection options are presented: "Student" with a blue graduation cap icon and an unselected radio button, and "Parent" with a green icon of two people and a selected radio button. At the bottom, there are two buttons: "Previous" on the left and "Continue" on the right.

# Parent's Student Information

The parent is asked to provide the student's information. Since the student has not started a FAFSA<sup>®</sup> form yet, they will receive an email notifying them that a FAFSA form was started on their behalf. The student can then enter the form to provide consent, sign the form, and make any needed corrections.



The screenshot displays the FAFSA 2024-25 form for the parent of Raya Tran. The form is titled "Student Information" and includes a green instruction bar: "Provide the information below before moving forward." The form fields are as follows:

- First Name:
- Middle Initial:
- Last Name:
- Date of Birth:  /  /  (with a help icon)
- Social Security Number (SSN):  (with a "HIDE" button and a help icon)
- Email Address:
- Confirm Email Address:
- Mobile Phone:

# Parent's Student Information (Continued)

Confirm Mobile Phone

---

Address (Line 1)

Address (Line 2) - *optional*

City

State

Zip Code

Country

[Previous](#) [Continue](#)

# Parent Onboarding (1 of 4)

When the parent starts the 2024–25 FAFSA® form for the first time, they are taken through the FAFSA onboarding process. The first onboarding page provides an overview of the FAFSA form and an accompanying video.

**FAFSA**® FORM 2024–25 Student Raya Tran

## Understanding the FAFSA® Form

1 of 4

### What is the FAFSA® form?

Use the *Free Application for Federal Student Aid* (FAFSA®) form to apply for grants, scholarships, work-study funds, and loans for college or graduate school.

FAFSA® Overview

FAFSA® Overview

Previous Continue

# Parent Onboarding (2 of 4)


The second FAFSA® onboarding page provides information about the different roles that may be required to participate in the student's FAFSA form and documents that may be needed to fill out the form.

**FAFSA** FORM 2024–25 Parent of Raya Tran

## Understanding the FAFSA® Form


2 of 4

### Contributors to the FAFSA® Form



#### Parents or Spouses

Answers to the FAFSA form will determine if any contributors need to be identified. These contributors will complete their own sections of the form and are asked to provide personal and financial information, but will not become financially responsible for the student's education.



#### How to Invite

Contributors will need to log in with their own FSA ID to provide their information. To invite a contributor to a FAFSA form, you'll need to provide their name, date of birth, Social Security number, and email address.

Information or Documents You May Need ^

You might need the following information or documents as you fill out the FAFSA form:

- Tax returns
- Records of child support received
- Current balances of cash, savings, and checking accounts
- Net worth of investments, businesses, and farms

Previous Continue

# Parent Onboarding (3 of 4)

The third FAFSA® onboarding page provides information about the types of questions the parent can expect to see and how they can get additional help with filling out the FAFSA form.

FAFSA® FORM 2024-25 Parent of Raya Tran

Understanding the FAFSA® Form

3 of 4

**What to Expect**

How long will this take? 1 hour

Every contributor must provide consent for the student to be eligible for federal student aid. With your consent, we can obtain your federal tax information automatically from the IRS to help you complete your section of the student's FAFSA® form. You can save the form and return to it later if you need more time.

Previous Continue

# Parent Onboarding (4 of 4)

The final FAFSA® onboarding page provides information about what to expect once the FAFSA form is completed and submitted. On this page, the parent can select "Start the FAFSA form" to begin.

**FAFSA**® FORM 2024-25 Parent of Raya Tran

## Understanding the FAFSA® Form

4 of 4

### After Submitting the FAFSA® Form

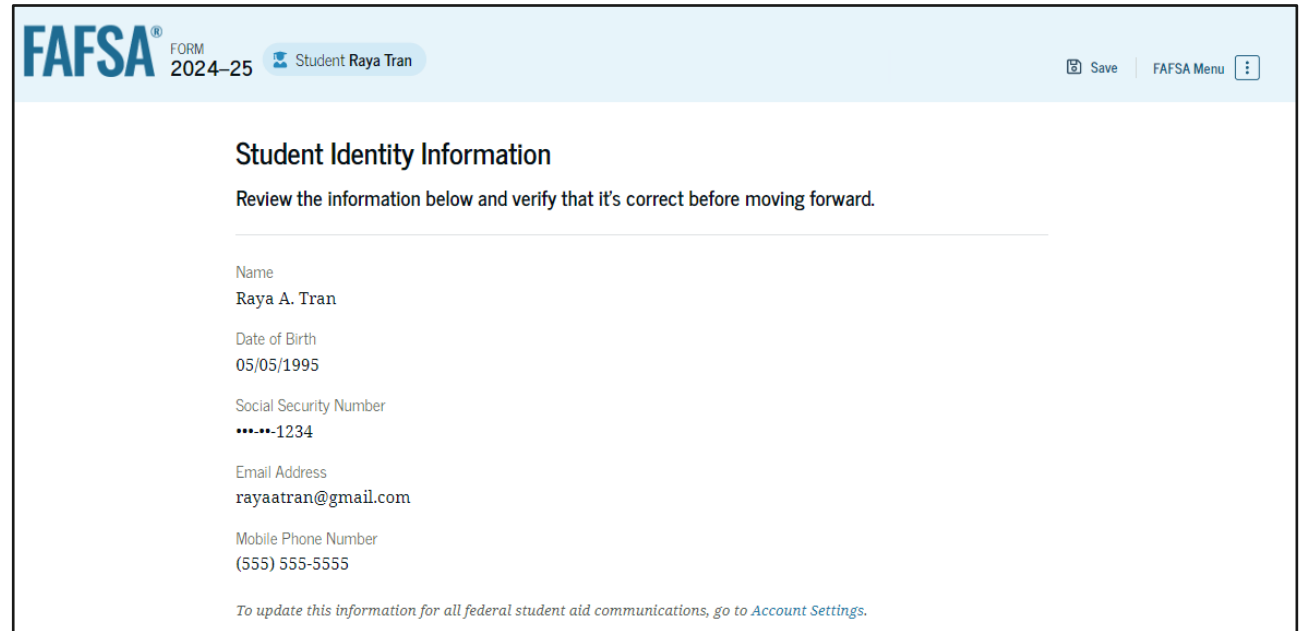
Once the student's FAFSA® form is submitted, the student will need to check on its status and make corrections, if required.

- The student's form will be processed in 1-3 days.
- The student will receive a FAFSA Submission Summary. It will include their Student Aid Index (SAI), a number used to determine federal student aid eligibility.
- Schools will use the student's SAI to create their financial aid offer that explains the types and amounts of aid they are offering to the student. Most schools will wait to send the student an aid offer only after they are accepted for admission.

Previous Start the FAFSA form

# Parent's Student Identity Information

After starting the FAFSA<sup>®</sup> form, the parent sees the first page within the student section. The parent can verify that the student's personal information is correct. To update any of the personal information, the student must access their Account Settings on [StudentAid.gov](https://studentaid.gov). For fields related to the student's mobile phone number and mailing address, the parent can edit them directly on this page.



The screenshot shows the FAFSA<sup>®</sup> FORM 2024-25 interface for Student Raya Tran. The page title is "Student Identity Information" and it includes a instruction: "Review the information below and verify that it's correct before moving forward." The form displays the following information:

Name	Raya A. Tran
Date of Birth	05/05/1995
Social Security Number	•••••1234
Email Address	rayaatran@gmail.com
Mobile Phone Number	(555) 555-5555

*To update this information for all federal student aid communications, go to Account Settings.*



# Parent's Student Identity Information (Continued)

**Permanent Mailing Address**  
*Include apartment number.*

12345 Sesame Street

City

New York

State

New York (NY) ▾

Zip Code

67891

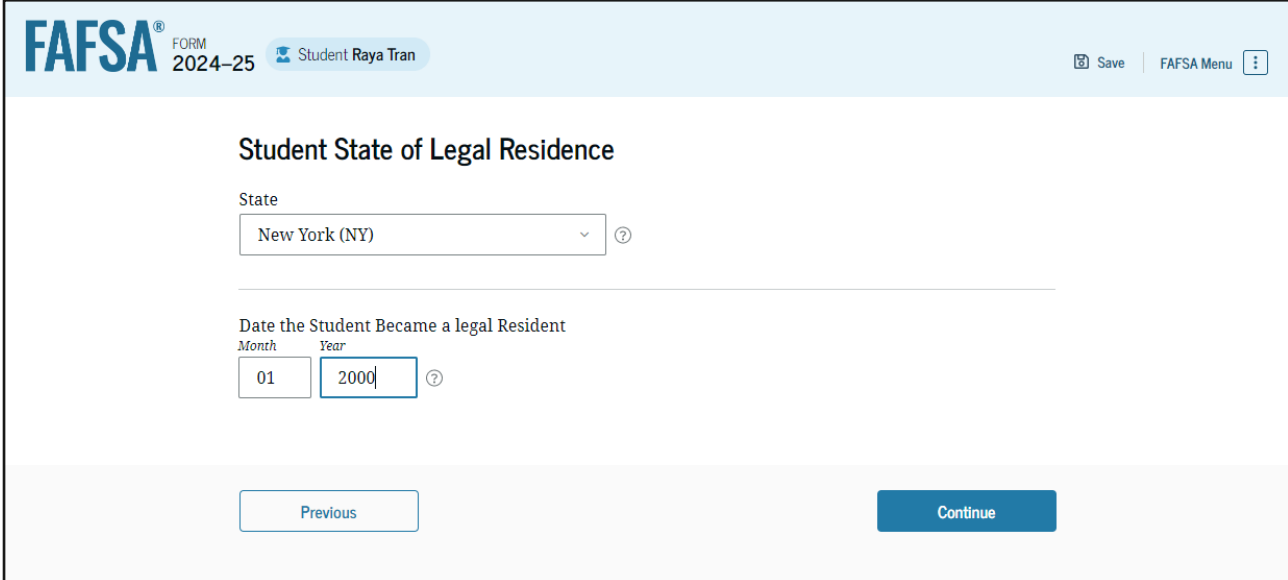
Country

United States of America (US) ▾

[Previous](#) [Continue](#)

# Parent's Student State of Legal Residence

The parent is asked about the student's state of legal residence. The parent selects the state from a dropdown box and provides the month and year when the student became a legal resident.



FAFSA<sup>®</sup> FORM 2024-25 Student Raya Tran Save | FAFSA Menu

### Student State of Legal Residence

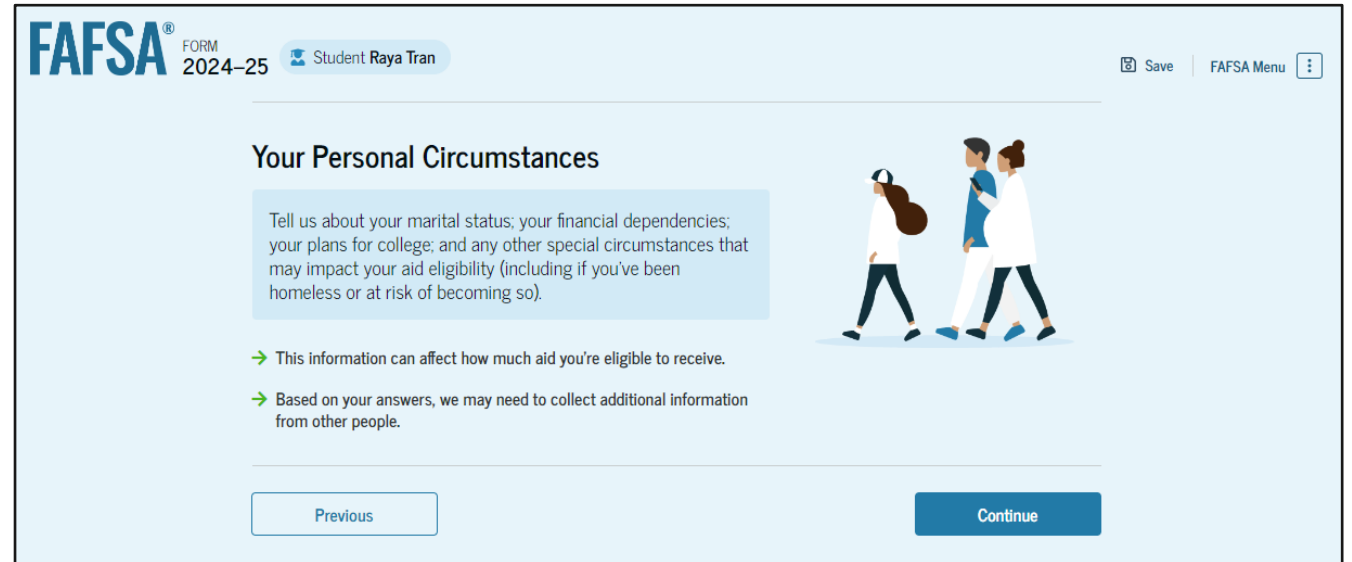
State  
New York (NY)

Date the Student Became a legal Resident  
Month: 01 Year: 2000

Previous Continue

# Introduction: Parent's Student Personal Circumstances

This is the first page within the Student Personal Circumstances section. It provides an overview of the section.



The screenshot shows the FAFSA 2024-25 interface for Student Raya Tran. The page title is "Your Personal Circumstances". The main text reads: "Tell us about your marital status; your financial dependencies; your plans for college; and any other special circumstances that may impact your aid eligibility (including if you've been homeless or at risk of becoming so)." To the right of this text is an illustration of three people walking. Below the main text are two bullet points: "→ This information can affect how much aid you're eligible to receive." and "→ Based on your answers, we may need to collect additional information from other people." At the bottom of the page are two buttons: "Previous" and "Continue".

# Parent's Student Marital Status

The parent is asked about the student's marital status. The parent selects the "Single (Never Married)" option.

The screenshot displays the FAFSA 2024-25 application interface for Student Raya Tran. The progress bar at the top indicates five steps: 1. Personal Circumstances (highlighted), 2. Demographics, 3. Financials, 4. Colleges, and 5. Signature. The 'Student Marital Status' section is active, showing a list of radio button options. The 'Single (Never Married)' option is selected. Below the options are 'Previous' and 'Continue' buttons.

FAFSA<sup>®</sup> FORM 2024-25 Student Raya Tran Save | FAFSA Menu

1 Personal Circumstances 2 Demographics 3 Financials 4 Colleges 5 Signature

**Student Marital Status**

Single (Never Married)

Married (not Separated)

Remarried

Separated

Divorced

Widowed

Previous Continue

# Parent's Student College or Career School Plans

The parent is asked about the student's college grade level for the 2024–25 school year and if the student will have their first bachelor's degree. The parent selects that the student will be a "First Year (freshman)" and that they will not have their first bachelor's degree.

The screenshot shows the FAFSA 2024-25 application interface for Student Raya Tran. The progress bar indicates the user is on step 4, 'Colleges', out of 5 steps: 1. Personal Circumstances, 2. Demographics, 3. Financials, 4. Colleges, and 5. Signature. The current section is titled 'Student College or Career School Plans'. It contains two questions:

- Question 1: "When the student begins the 2024–25 school year, what will their college grade level be?"
  - First Year (freshman)
  - Second Year (sophomore)
  - Other undergraduate (junior or senior)
  - College graduate, professional, or beyond (MBA, M.D., Ph.D., etc.)
- Question 2: "When the student begins the 2024–25 school year, will they have their first bachelor's degree?"
  - Yes
  - No

At the bottom of the form, there are 'Previous' and 'Continue' buttons.

# Parent's Student Personal Circumstances

The parent is asked if any of the listed personal circumstances apply to the student. The parent selects the "None of these apply" option.

The screenshot shows the FAFSA 2024-25 form for Student Raya Tran. The form is titled "Student Personal Circumstances" and includes a progress bar with five steps: 1. Personal Circumstances (highlighted), 2. Demographics, 3. Financials, 4. Colleges, and 5. Signature. The form asks the parent to select all that apply from a list of circumstances. The "None of these apply" option is selected.

FAFSA<sup>®</sup> FORM 2024-25 Student Raya Tran Save FAFSA Menu

1 Personal Circumstances 2 Demographics 3 Financials 4 Colleges 5 Signature

### Student Personal Circumstances

Select all that apply.

- The student is currently serving on active duty in the U.S. armed forces for purposes other than training.
- The student is a veteran of the U.S. armed forces.
- The student has children or other people (excluding their spouse) who live with them and receive more than half of their support from the student now and between July 1, 20XX and June 30, 20XX.
- At any time since the student turned 13, they were an orphan (no living biological or adoptive parent).
- At any time since the student turned 13, they were a ward of the court. ⓘ
- At any time since the student turned 13, they were in foster care.
- The student is or was a legally emancipated minor, as determined by a court in their state of residence.
- The student is or was in a legal guardianship with someone other than their parent or stepparent, as determined by a court in their state of residence.
- None of these apply

Previous Continue

# Parent's Student Other Circumstances

The parent is asked if the student was homeless or at risk of being homeless.  
The parent selects "No."

FAFSA<sup>®</sup> FORM 2024-25 Student Raya Tran Save FAFSA Menu

1 Personal Circumstances 2 Demographics 3 Financials 4 Colleges 5 Signature

### Student Other Circumstances

At any time on or after July 1, 2023, was the student unaccompanied and either (1) homeless or (2) self-supporting and at risk of being homeless?

Yes  No

Previous Continue

# Parent's Student Unusual Circumstances

The parent is asked if unusual circumstances prevent the student from contacting their parent(s). The parent selects "No."

The screenshot shows the FAFSA 2024-25 interface for Student Raya Tran. The progress bar indicates the user is on step 1, Personal Circumstances. The current section is titled "Student Unusual Circumstances" and includes a green informational box stating, "This information will help us evaluate the student's ability to pay for school." The main question is, "Do unusual circumstances prevent the student from contacting their parents or would contacting their parents pose a risk to the student?" Below the question is a list of examples of unusual circumstances: being left home due to an abusive or threatening environment; being abandoned or estranged from parents; being granted refugee or asylee status and separated from parents; being a victim of human trafficking; being incarcerated or having parents incarcerated; or being otherwise unable to contact or locate parents. At the bottom, there are two radio button options: "Yes" (unselected) and "No" (selected). Navigation buttons for "Previous" and "Continue" are also visible.

FAFSA<sup>®</sup> FORM 2024-25 Student Raya Tran Save FAFSA Menu

1 Personal Circumstances 2 Demographics 3 Financials 4 Colleges 5 Signature

### Student Unusual Circumstances

This information will help us evaluate the student's ability to pay for school.

**Do unusual circumstances prevent the student from contacting their parents or would contacting their parents pose a risk to the student?**

*A person experiencing unusual circumstances may have:*

- Left home due to an abusive or threatening environment;
- Been abandoned by or estranged from their parents, and have not been adopted;
- Been granted refugee or asylee status and are separated from their parents, or their parents are displaced in a foreign country;
- Been a victim of human trafficking;
- Been incarcerated, or their parents are incarcerated and contact with them would pose a risk to them; or
- Been otherwise unable to contact or locate their parents, and have not been adopted.

*If their circumstances resulted in not having a safe, stable place to live, they may be considered a homeless youth and should review the answer to the previous question about being unaccompanied and homeless.*

Yes  No

Previous Continue



# Parent's Student Dependency Status: Dependent Student


Based on the answers provided by the parent, the student is considered a dependent student. The parent is asked if they want a financial aid administrator to determine the student's eligibility for a Direct Unsubsidized Loan only. This is an option if they are unwilling to provide their information. The parent selects "No."

The screenshot shows the FAFSA 2024-25 interface for Student Raya Tran. The progress bar indicates the user is on step 2, Demographics. The current section is titled "Student Dependency Status" and features an icon of a family. The text states: "Dependent Student. Based on your answers, you're a dependent student, and since we assume parents of dependent students will help pay for your education if they are able, we need information about their finances and backgrounds. This information is used to determine how much financial aid you're eligible to receive." Below this, a section titled "Apply for a Direct Unsubsidized Loan Only" asks: "Are the student's parents unwilling to provide their information, but the student doesn't have an unusual circumstance that prevents them from contacting or obtaining their parents' information?" The instructions specify to select "Yes" if the student wants a financial aid administrator at their school to determine their eligibility for a Direct Unsubsidized Loan only. The "No" radio button is selected. At the bottom, there are "Previous" and "Continue" buttons.

FAFSA<sup>®</sup> FORM 2024-25 Student Raya Tran Save | FAFSA Menu

1 Personal Circumstances 2 Demographics 3 Financials 4 Colleges 5 Signature

### Student Dependency Status

 **Dependent Student**  
Based on your answers, you're a dependent student, and since we assume parents of dependent students will help pay for your education if they are able, we need information about their finances and backgrounds. This information is used to determine how much financial aid you're eligible to receive.

#### Apply for a Direct Unsubsidized Loan Only

Are the student's parents unwilling to provide their information, but the student doesn't have an unusual circumstance that prevents them from contacting or obtaining their parents' information?

Select "Yes" if the student wants a financial aid administrator at their school to determine their eligibility for a Direct Unsubsidized Loan only.

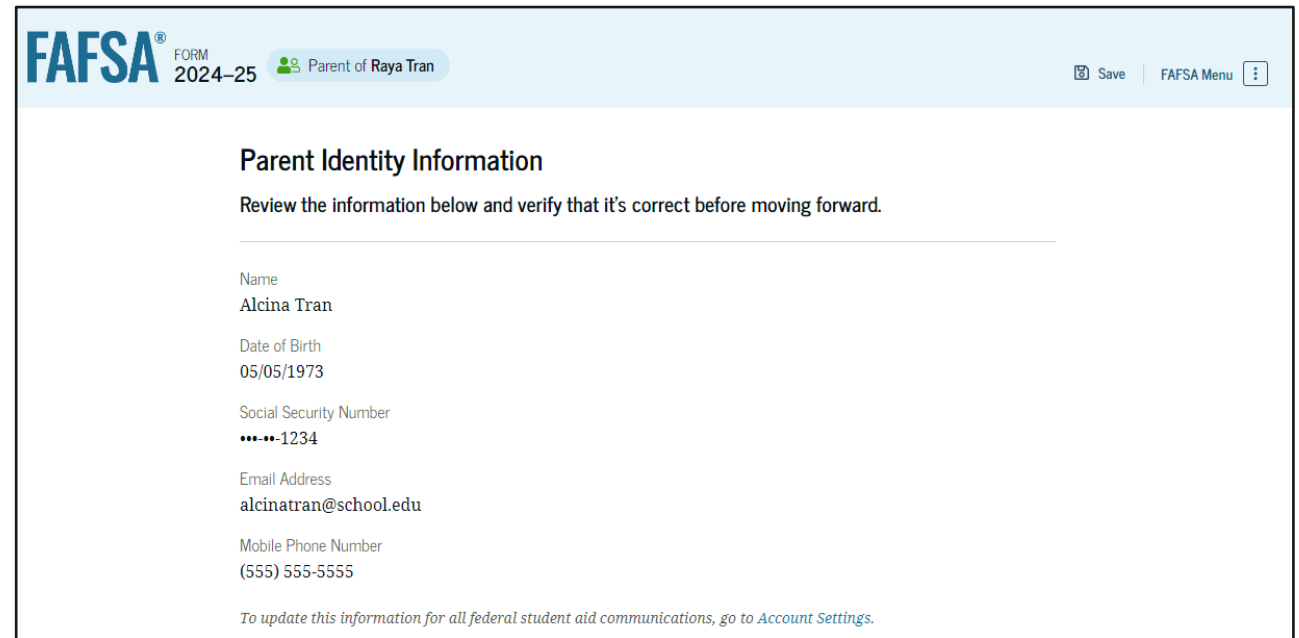
Yes  No

Previous Continue

# Parent Identity Information

This is the first page within the parent section. The parent can verify that their personal information is correct.

To update any of the personal information, the parent must access their Account Settings on [StudentAid.gov](https://studentaid.gov). For fields related to the parent's mailing address, the parent can edit them directly on this page.



The screenshot shows the FAFSA 2024-25 interface for a parent of Raya Tran. The page title is "Parent Identity Information" and it includes a "Save" button and a "FAFSA Menu" icon. The form displays the following information:

Name	Alcina Tran
Date of Birth	05/05/1973
Social Security Number	•••••-1234
Email Address	alcinatran@school.edu
Mobile Phone Number	(555) 555-5555

*To update this information for all federal student aid communications, go to Account Settings.*

# Parent Identity Information (Continued)

---

Permanent Mailing Address  
*Include apartment number.*

12345 Sesame Street

City

New York

State

New York (NY) ▾

Zip Code

67891

Country

United States of America (US) ▾

Previous Continue

# Parent Provides Consent

This page informs the parent about consent and their federal tax information. By providing consent, the parent's federal tax information is transferred directly into the FAFSA® form from the IRS to help complete the Parent Financials section. The parent selects "Approve" to provide consent and is taken to the next page.

**FAFSA®** FORM 2024-25 Parent of Raya Tran Save FAFSA Menu

### Provide Consent or the Student Will Be Ineligible for Federal Student Aid

**Summary**  
 Your consent is needed to retrieve and disclose federal tax information (FTI). With your consent, we can obtain tax return information automatically from the IRS to help you complete your section of the student's FAFSA® form. If you don't provide consent, the student will not be eligible for federal student aid, including grants and loans. You must provide consent even if you didn't file a U.S. federal tax return or any tax return at all.

- Get your 2022 tax return information for the 2024-25 FAFSA form.
- Tax return information is required to complete the FAFSA form.
- FTI is used to determine the student's eligibility for federal student aid.

Under penalty of law, I certify that I am the individual associated with the FSA ID log-in credentials used to access the FAFSA form to provide the necessary approval and consent for the disclosure and use of my federal tax information (FTI) from the U.S. Department of the Treasury. By accepting below, I approve and consent to:

- The U.S. Department of Education to disclose my Social Security number, last name, and date of birth to the U.S. Department of the Treasury in order to obtain my FTI only for the purpose of determining the eligibility for, and the amount of, federal student aid for myself or of others for which I participated and shared my FTI by a program authorized under subpart 1 of Part A, Part C, or Part D of Title IV of the *Higher Education Act of 1965*, as amended.
- The use of my FTI by U.S. Department of Education officials and contractors (as defined in 26 U.S.C. § 6103(i)(13)), only for the purpose of determining the eligibility for, and amount of, federal student aid for myself or of others for which I participated and shared my FTI by a program authorized under Title IV of the *Higher Education Act of 1965*, as amended.
- The U.S. Department of Education to redisclose my FTI received from the U.S. Department of the Treasury, pursuant to 26 U.S.C. 6103(i)(13)(D)(iii), which includes:
  - institutions of higher education participating in the federal student aid programs authorized under the *Higher Education Act of 1965*, as amended;
  - state higher education agencies; and
  - scholarship organizations designated prior to Dec. 19, 2019, by the Secretary of Education.
- The use of my FTI for the application, award, and administration of student aid awarded by the federal government, institutions of higher education, state higher education agencies, and designated scholarship organizations.
- The redisclosure of my FTI to any future 2024-25 FAFSA forms for which I elect to participate (e.g., if I elect to participate in my child's FAFSA form or to complete my own FAFSA form after participating in another FAFSA form). My FTI will be redisclosed to these additional applications upon my affirmation to participate. I understand that I may decline an invitation to participate, which will prevent the transfer of my FTI to that FAFSA form.

# Parent Provides Consent (Continued)

By approving and consenting, I further understand:

- My approval and consent are a condition of my eligibility or of others for which I have participated and shared my FTI for federal student aid, even if I did not file a U.S. federal tax return.
- FTI received from the U.S. Department of Treasury will supersede any manually entered financial or income information on the FAFSA form.
- The U.S. Department of Education may request updated tax information from the U.S. Department of Treasury once consent is provided. If FTI has changed (e.g., amended tax return filed with revised FTI), then eligibility for and amounts of federal, state, and institutional financial aid may change.
- If I do not approve and consent to the disclosure of my FTI, the U.S. Department of Education will be unable to calculate my eligibility for federal student aid or the eligibility of others who have requested that I share my FTI on their FAFSA form.
- I am permitted to revoke my approval and consent for the disclosure and use of my FTI, as outlined herein, at StudentAid.gov. However, by revoking such approval and consent, neither I nor other applicants for which I participated and shared my FTI will be eligible for future federal student aid and/or other financial aid program that used FTI to make determinations for eligibility of aid awarded by an institution of higher education, state higher education agency, or other designated scholarship organization.

— Frequently Asked Questions —

Who should provide consent? ⌵

---

If I'm married and didn't file a joint tax return with my current spouse, does my spouse have to provide consent for you to access their tax information? ⌵

---

What happens after I provide consent? ⌵

---

What happens if I revoke consent? ⌵

---

What happens if I decline consent? ⌵

Select "Approve" to consent to using your tax information to determine the student's eligibility for federal student aid. If you select "Decline," the student will not be eligible for federal student aid.

Previous
Decline
Approve

# Introduction: Parent Demographics

This is the first page in the Parent Demographics section. It provides an overview of the section.

The screenshot shows the FAFSA 2024-25 interface for a parent of Raya Tran. The page title is "Demographics About You". A light blue box contains the text: "We'll ask about your marital status, college students in your household, and legal residence." Below this, a green arrow points to the text: "This is because most dependent students receive support from their parents, and this affects how much they're able to pay for school." To the right of the text is an illustration of three people: a woman in an orange vest, a man in a white lab coat, and a man in a white chef's hat. At the bottom, there are two buttons: "Previous" and "Continue".

FAFSA<sup>®</sup> FORM 2024-25 Parent of Raya Tran Save FAFSA Menu

## Demographics About You

We'll ask about your marital status, college students in your household, and legal residence.

→ This is because most dependent students receive support from their parents, and this affects how much they're able to pay for school.

Previous Continue

# Parent Current Marital Status

The parent is asked about their current marital status. They select the "Single (Never Married)" option.

The screenshot shows the FAFSA 2024-25 interface for a parent of Raya Tran. The form is titled "Parent Current Marital Status" and is part of a three-step process: 1. Demographics, 2. Financials, and 3. Signature. The "Single (Never Married)" option is selected. The form includes a "Previous" button and a "Continue" button.

FAFSA<sup>®</sup> FORM 2024-25 Parent of Raya Tran Save FAFSA Menu

1 Demographics 2 Financials 3 Signature

Parent Current Marital Status

Single (Never Married)

Unmarried and both legal parents living together

Married (not Separated)

Remarried

Separated

Divorced

Widowed

Previous Continue

# Parent State of Legal Residence

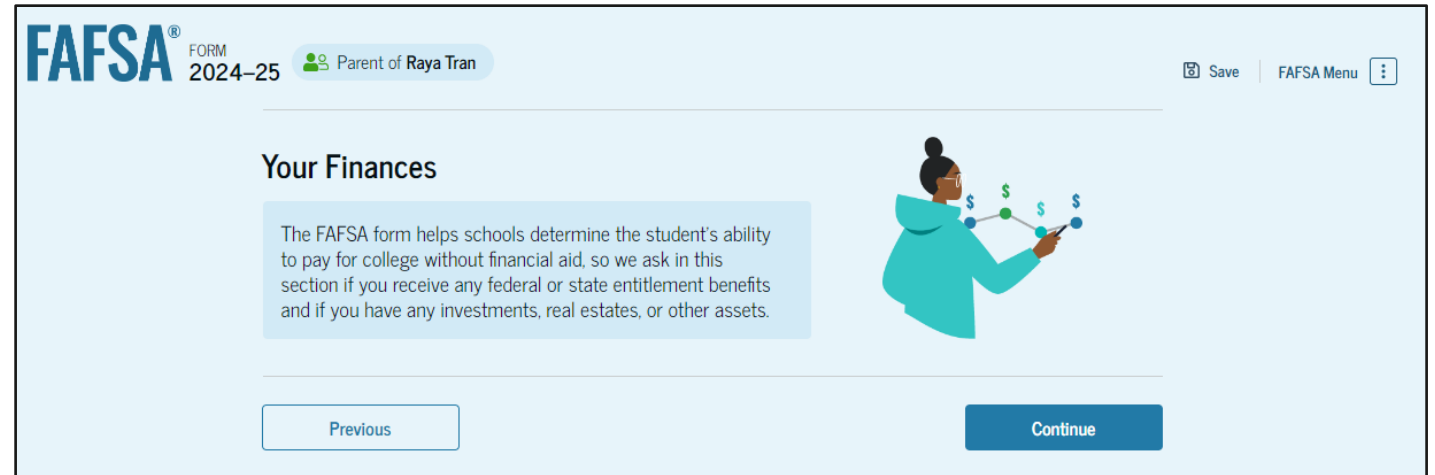
The parent is asked about their state of legal residence. The parent selects the state from a dropdown box and provides the month and year when they became a legal resident.

The screenshot shows the FAFSA 2024-25 form for the parent of Raya Tran. The form is titled "FAFSA FORM 2024-25" and "Parent of Raya Tran". The current step is "Demographics", which is highlighted with a blue bar and the number 1. The other steps, "Financials" (2) and "Signature" (3), are shown as greyed-out options. The "Parent State of Legal Residence" section includes a "State" dropdown menu with "New York (NY)" selected and a help icon. Below this is a section for "Date the Parent Became a Legal Resident" with "Month" and "Year" input fields. The "Month" field contains "01" and the "Year" field contains "1985", both with help icons. At the bottom of the form, there are "Previous" and "Continue" buttons.



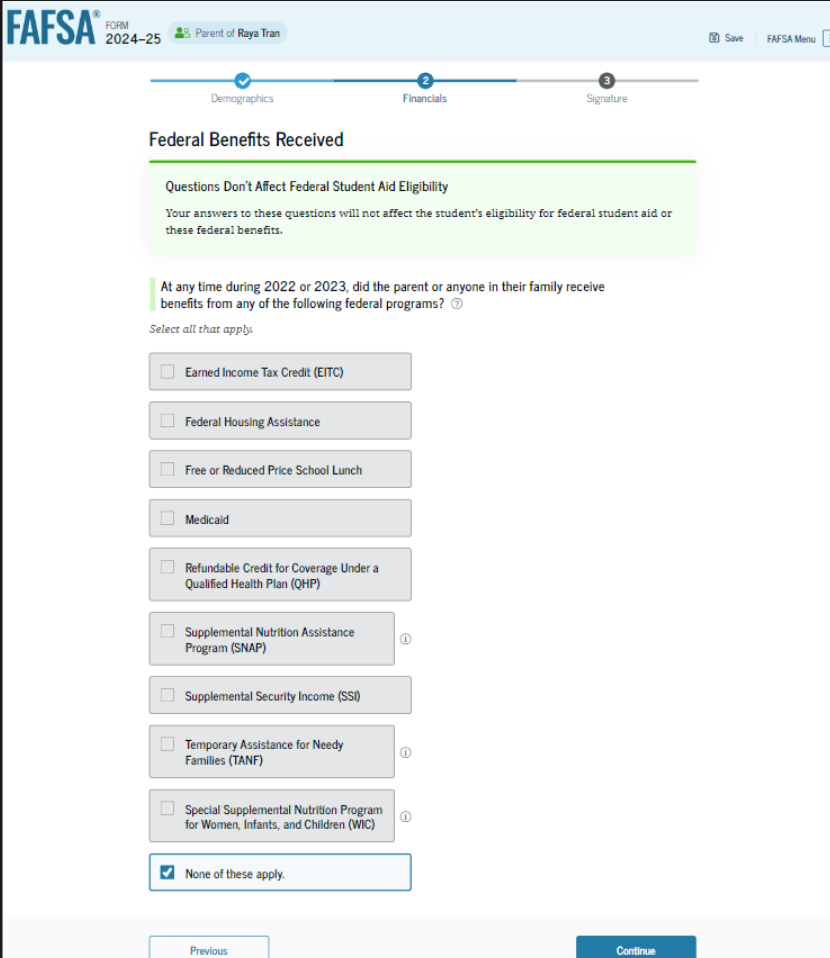
# Introduction: Parent Financials

This is the first page within the Parent Financials section. It provides an overview of the section.



# Parent Federal Benefits Received

This page asks the parent if they or anyone in their family has received federal benefits. The parent selects "None of these apply."



FAFSA<sup>®</sup> FORM 2024-25 Parent of Raya Tran Save FAFSA Menu

Demographics 1 Financials 2 Signature 3

### Federal Benefits Received

**Questions Don't Affect Federal Student Aid Eligibility**  
Your answers to these questions will not affect the student's eligibility for federal student aid or these federal benefits.

At any time during 2022 or 2023, did the parent or anyone in their family receive benefits from any of the following federal programs? ⓘ

Select all that apply:

- Earned Income Tax Credit (EITC)
- Federal Housing Assistance
- Free or Reduced Price School Lunch
- Medicaid
- Refundable Credit for Coverage Under a Qualified Health Plan (QHP)
- Supplemental Nutrition Assistance Program (SNAP) ⓘ
- Supplemental Security Income (SSI)
- Temporary Assistance for Needy Families (TANF) ⓘ
- Special Supplemental Nutrition Program for Women, Infants, and Children (WIC) ⓘ
- None of these apply.

Previous Continue

# Parent Family Size

This page asks the parent if their family size has changed since filing their 2022 tax return. The parent selects the "No" option.

The screenshot shows the FAFSA 2024-25 interface for a parent of Raya Tran. The progress bar indicates three steps: Demographics (completed), Financials (current), and Signature. The 'Family Size' section asks, 'Is the parent's family size different from the number of individuals claimed on their 2022 tax return?'. The 'No' option is selected. Navigation buttons for 'Previous' and 'Continue' are visible at the bottom.

FAFSA<sup>®</sup> FORM 2024-25 Parent of Raya Tran Save FAFSA Menu

Demographics Financials Signature

### Family Size

Is the parent's family size different from the number of individuals claimed on their 2022 tax return?

Yes  No

Previous Continue

# Parent Number in College

This page asks the parent how many people in the family will be in college between July 1, 2024, and June 30, 2025. The parent enters a response into the entry field.

The screenshot shows the FAFSA 2024-25 interface for a parent of Raya Tran. The progress bar indicates three steps: Demographics (completed), Financials (current), and Signature. The question asks for the number of people in the family in college between July 1, 2024, and June 30, 2025, excluding the parent. The user has entered '1' in the text field. The 'Previous' and 'Continue' buttons are visible at the bottom.

FAFSA<sup>®</sup> FORM 2024-25 Parent of Raya Tran Save FAFSA Menu

Demographics Financials Signature

### Number in College

How many people in the parent's family will be in college between July 1, 2024, and June 30, 2025?

*Do not include the parent.*

 ?

# Parent Tax Return Information

The parent is asked questions about their 2022 tax return. They enter a response in each entry field.

The screenshot shows the FAFSA 2024-25 'Parent of Raya Tran' interface. It features a progress bar with three steps: 1. Demographics (checked), 2. Financials (current step), and 3. Signature. The main heading is 'Parent 2022 Tax Return Information'. Below it, instructions state: 'Refer to the parent's 2022 tax return to answer the following questions. Convert all currency to U.S. dollars.' The first question is 'Did the parent receive the Earned Income Tax Credit (EITC)?' with radio button options for 'Yes', 'No' (selected), and 'Don't know'. The second question is 'Amount of College Grants, Scholarships, or AmeriCorps Benefits Reported as Income to the IRS (optional)' with a note: 'The parent paid taxes on these grants, scholarships, or benefits. These usually apply to those renewing their FAFSA form, not to first-time applicants.' The input field shows '\$ 0 .00'. The third question is 'Foreign Earned Income Exclusion' with an input field showing '\$ 0 .00'. At the bottom, there are 'Previous' and 'Continue' buttons.

FAFSA<sup>®</sup> FORM 2024-25 Parent of Raya Tran Save | FAFSA Menu

1 Demographics 2 Financials 3 Signature

### Parent 2022 Tax Return Information

Refer to the parent's 2022 tax return to answer the following questions.  
*Convert all currency to U.S. dollars.*

Did the parent receive the Earned Income Tax Credit (EITC)?

Yes  No  Don't know

Amount of College Grants, Scholarships, or AmeriCorps Benefits Reported as Income to the IRS (optional)

*The parent paid taxes on these grants, scholarships, or benefits. These usually apply to those renewing their FAFSA<sup>®</sup> form, not to first-time applicants.*

\$ 0 .00

Foreign Earned Income Exclusion

\$ 0 .00

Previous Continue

# Parent Assets

The parent is asked about their assets.  
 They enter a response in each entry field.

**FAFSA** FORM 2024-25 Parent of Raya Tran Save FAFSA Menu

Demographics 2 Financials 3 Signature

**Annual Child Support Received**  
 Enter total amount received in child support for the last complete calendar year.  
 \$ 0 .00

**Parent Assets**

**Current Total of Cash, Savings, and Checking Accounts**  
 Don't include student financial aid  
 \$ 10,000 .00

**Current Net Worth of Businesses and Investment Farms**  
 Enter the net worth of your businesses or for-profit agricultural operations. Net worth is the value of your businesses or farms minus any debts owed against them.  
 \$ 0 .00

**Current Net Worth of Investments, Including Real Estate**  
 Don't include the home you live in. Net worth is the value of your investments minus any debts owed against them.  
 \$ 5,000 .00

Previous Continue

# Parent Review Page

The review page displays the responses that the parent has provided in the previous student and parent sections of the student's FAFSA® form. The parent can view all their responses by selecting "Expand All" or expand each section individually. To edit a response, they can select the question's hyperlink to be taken to the corresponding page.

The screenshot shows the FAFSA Parent Review Page for the 2024-25 form year. The user is logged in as the "Parent of Raya Tran". The page features a header with the FAFSA logo, the form year, and the user's name. A "Save" button and a "FAFSA Menu" icon are also visible. The main content area includes a message: "Take a moment to review before signing" with a sub-message: "Expand the sections below to review and edit the information you've entered before you sign your portion of the form." Below this is a list of "Parent Contributor Sections" with an "Expand All" dropdown menu. The sections are: "Introduction Personal Identifiers", "Section 1 Demographics", "Section 2 Financials", and "Section 3 Signature". Each section has a green checkmark and a dropdown arrow. At the bottom, there are "Previous" and "Continue" buttons.

# Parent Signature

On this page, the parent acknowledges the terms and conditions of the FAFSA® form and signs their section. After agreeing and signing, the parent is able to submit their section of the FAFSA form. Since the student section is incomplete, the FAFSA form is not considered complete and can't be processed yet.

The screenshot shows the FAFSA 2024-25 Parent Signature section. At the top, the FAFSA logo and 'FORM 2024-25' are visible, along with the user's name 'Parent of Raya Tran'. A progress bar indicates that the 'Demographics' and 'Financials' sections are complete, while the 'Signature' section is the current step. The main heading is 'Sign and Complete Your Section'. Below this, a green box contains a 'Summary' section with the following text: 'This page confirms that you understand the terms and conditions of the FAFSA® form and filled out the form accurately to the best of your ability.' and 'The FAFSA form is a legal document you will electronically sign with your account username and password (FSA ID). Because your FSA ID is associated with your personal information, do not share it with anyone.' Below the summary, there is a paragraph stating: 'By signing the student's application electronically using your account username and password, YOU, THE PARENT, certify that all of the information you provided is true and complete to the best of your knowledge and you agree, if asked, to provide' followed by a bulleted list: 'information that will verify the accuracy of your completed form, and' and 'U.S. or foreign income tax forms that you filed or are required to file.' Below this list, another paragraph states: 'You also certify that you understand that the Secretary of Education has the authority to verify information reported on your application.' A third paragraph reads: 'If you sign this application or any document related to the federal student aid programs electronically using a username and password, and/or any other credential, you certify that you are the person identified by the username and password, and/or any other credential and have not disclosed that username and password, and/or any other credential to anyone else. If you purposefully give false or misleading information, including applying as an independent student without meeting the unusual circumstances required to qualify for such a status, you may be subject to criminal penalties under 20 U.S.C. 1097, which may include a fine up to \$20,000, imprisonment, or both.' At the bottom, there is a section titled 'Sign for yourself and submit the application for Raya Tran (Student)' with a checked checkbox and the text 'I, Alcina Tran, agree to the terms outlined above.' At the very bottom, there are two buttons: 'Cancel' and 'Sign and Submit'.



# Parent Section Complete

---

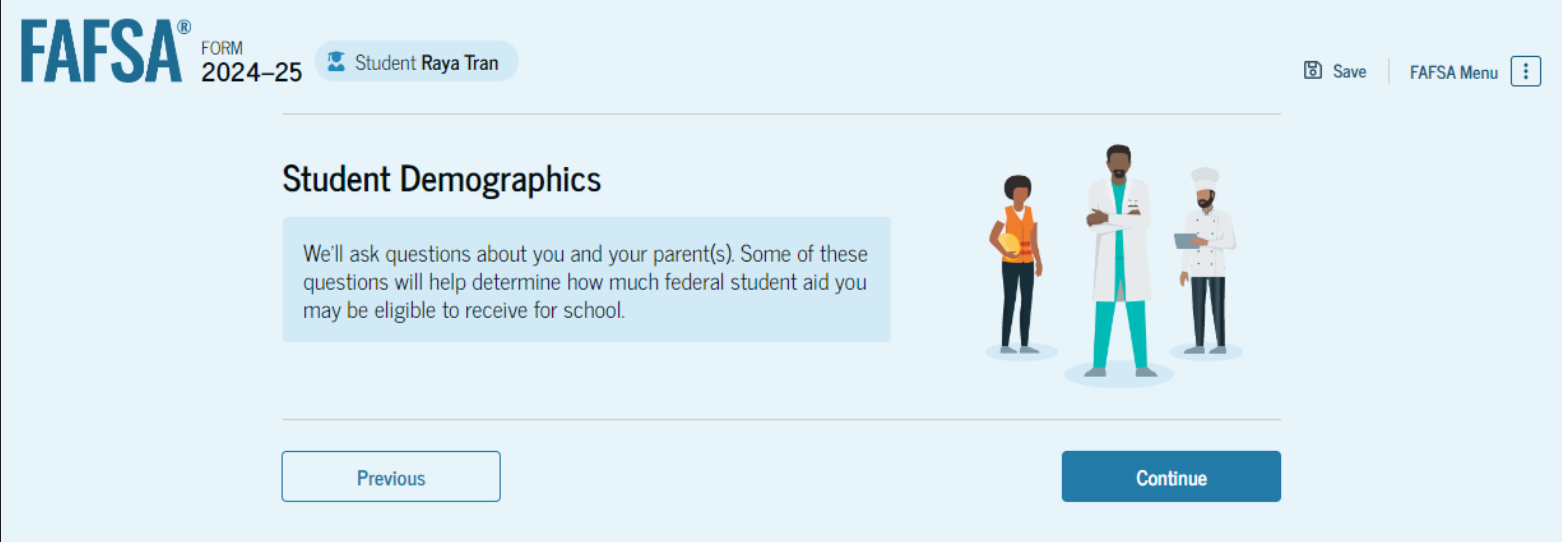
Upon signing the parent section, the parent is presented the parent section complete page.

This page displays information for the parent about next steps, including tracking the student's FAFSA® form. The parent is reminded that the student's form is not complete and can't be processed until the student section is complete. Next, in this scenario, the parent selects "Provide Student Information Manually" and enters the student section.

This screenshot is currently unavailable. It will be available in a future preview presentation scheduled for December 2023.

# Introduction: Parent's Student Demographics

This is the first view within the Student Demographics section. It provides an overview of the section.



The screenshot shows the FAFSA 2024-25 interface for Student Raya Tran. The page title is "Student Demographics". A text box explains that questions will be asked about the student and their parent(s) to determine federal student aid eligibility. There are three navigation buttons: "Previous", "Continue", and "Save". A "FAFSA Menu" icon is also visible in the top right corner. An illustration of three diverse people (a woman, a man in a lab coat, and a man in a chef's hat) is on the right side of the page.

# Parent's Student Demographic Information

The parent is asked about the student's gender identity and if the student is transgender. The parent selects a response from the options for both questions.

FAFSA<sup>®</sup> FORM 2024-25 Student Raya Tran Save FAFSA Menu

1 Personal Circumstances 2 Demographics 3 Financials 4 Colleges 5 Signature

### Student Demographic Information

Questions Used for Research Purposes Only and Do Not Affect Federal Student Aid Eligibility

Your answers will not

- affect the student's eligibility for federal student aid,
- be used in any calculations, and
- be shared with the schools to which the student applies.

What is the student's gender?

Male

Female

Nonbinary or another gender

Prefer not to answer

Is the student transgender?

Yes  No

Prefer not to answer

Previous Continue

# Parent's Student Race and Ethnicity

The parent is asked if the student is of Hispanic, Latino, or Spanish origin. They are also asked about the student's race. The parent selects checkboxes to answer both questions.

**FAFSA** FORM 2024-25 Student Raya Tran Save FAFSA Menu

Personal Circumstances Demographics Financials Colleges Signature

### Student Race and Ethnicity

Questions Used for Research Purposes Only and Do Not Affect Federal Student Aid Eligibility

Your answers will not

- affect the student's eligibility for federal student aid,
- be used in any calculations, and
- be shared with the schools to which the student applies.

Is the student of Hispanic, Latino, or Spanish origin?

Select all that apply.

No, not of Hispanic, Latino, or Spanish origin

Yes, Mexican, Mexican American, or Chicano

Yes, Puerto Rican

Yes, Cuban

Yes, another Hispanic, Latino, or Spanish origin

Prefer not to answer

### What is the student's race?

Select all that apply.

White

Black or African American

Asian

American Indian or Alaska Native

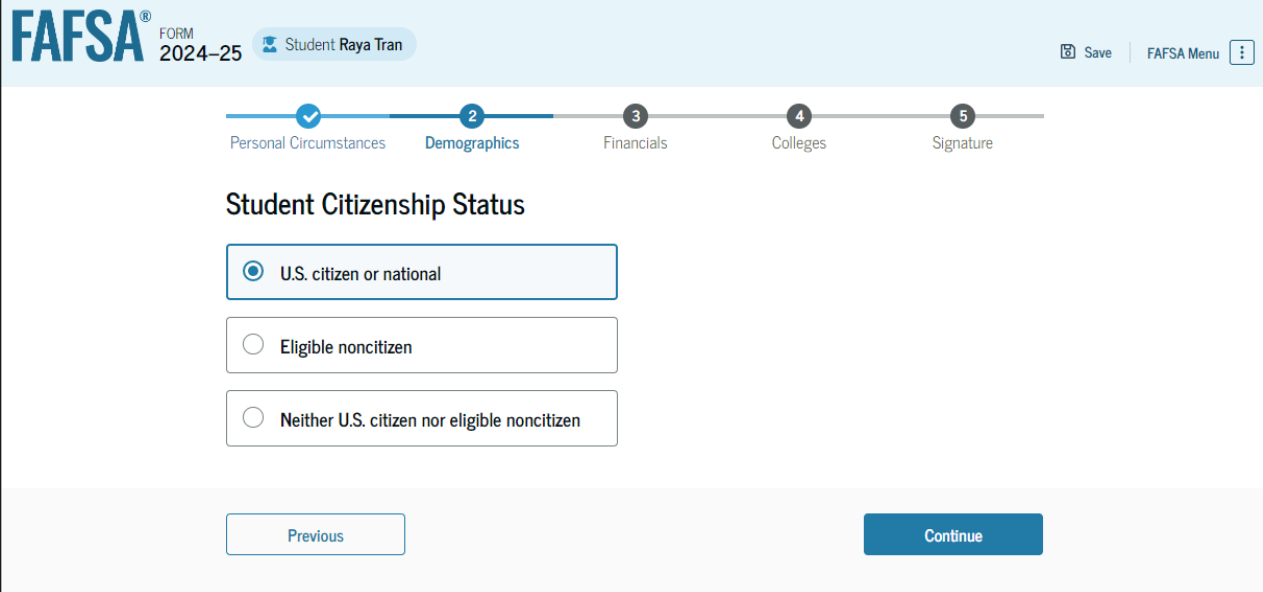
Native Hawaiian or Other Pacific Islander

Prefer not to answer

Previous Continue

# Parent's Student Citizenship Status

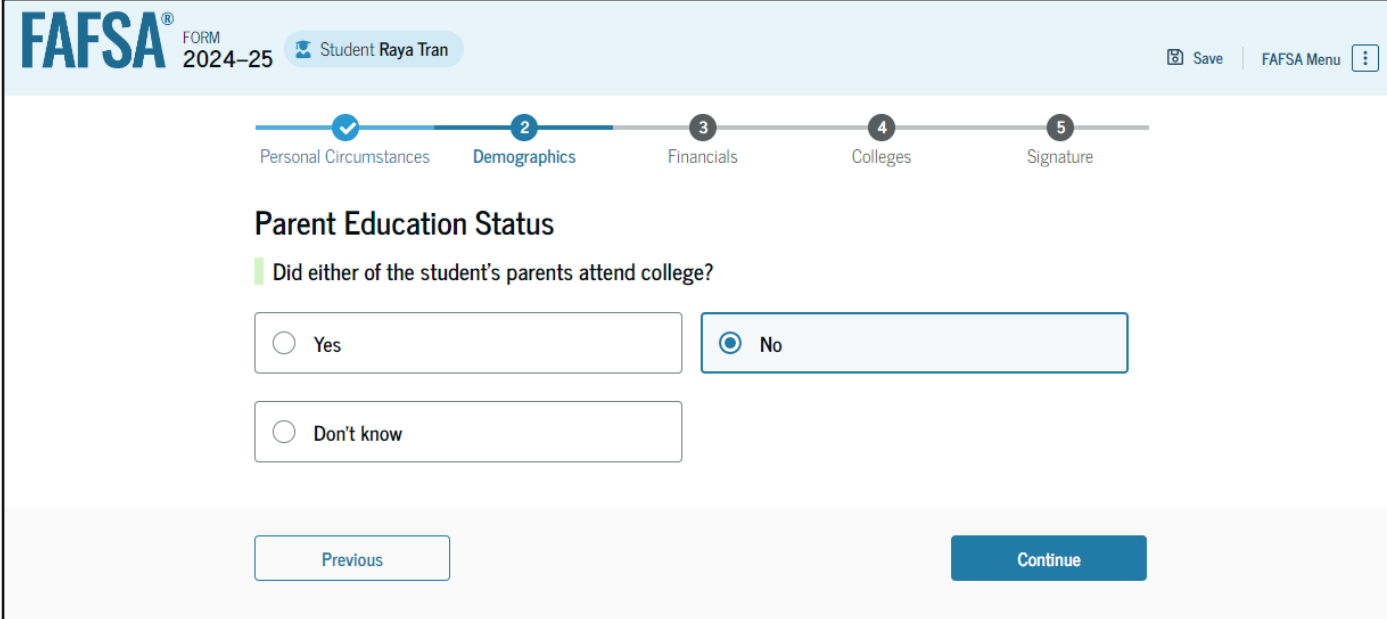
The parent is asked about the student's citizenship status. The parent selects the "U.S. citizen or national" option.



The screenshot displays the FAFSA 2024-25 application interface for Student Raya Tran. At the top, the FAFSA logo and form year are visible, along with a progress indicator showing five steps: Personal Circumstances (completed), Demographics (current), Financials, Colleges, and Signature. The current step, Demographics, is titled "Student Citizenship Status" and features three radio button options: "U.S. citizen or national" (selected), "Eligible noncitizen", and "Neither U.S. citizen nor eligible noncitizen". Navigation buttons for "Previous" and "Continue" are located at the bottom of the form.

# Parent Education Status

The parent is asked about their education status. They select the "No" option.



The screenshot shows the FAFSA 2024-25 application form for Student Raya Tran. The progress bar indicates the user is on the Demographics step (2). The question is "Did either of the student's parents attend college?". The "No" option is selected.

FAFSA<sup>®</sup> FORM 2024-25 Student Raya Tran Save FAFSA Menu

Personal Circumstances 2 Demographics 3 Financials 4 Colleges 5 Signature

### Parent Education Status

Did either of the student's parents attend college?

Yes

No

Don't know

Previous Continue

# Parent Killed in Line of Duty

The parent is asked if the student's parent or guardian was killed in the line of duty. The parent selects the "No" option.

The screenshot shows the FAFSA 2024-25 application interface for Student Raya Tran. The progress bar indicates the user is on the 'Demographics' step (2), with 'Personal Circumstances' (1) completed and 'Financials' (3), 'Colleges' (4), and 'Signature' (5) remaining. The current question is 'Parent Killed in Line of Duty', which asks if the student's parent or guardian was killed in the line of duty while (1) serving on active duty as a member of the Armed forces on or after September 11, 2001 or (2) performing official duties as a public safety officer. The 'No' option is selected. Below the question, a note states: 'Public safety officers include law enforcement officers, firefighters, and emergency service workers.' At the bottom, there are 'Previous' and 'Continue' buttons.

FAFSA<sup>®</sup> FORM 2024-25 Student Raya Tran Save | FAFSA Menu

1 Personal Circumstances 2 Demographics 3 Financials 4 Colleges 5 Signature

### Parent Killed in Line of Duty

Was the student's parent or guardian killed in the line of duty while (1) serving on active duty as a member of the Armed forces on or after September 11, 2001 or (2) performing official duties as a public safety officer?

*Public safety officers include law enforcement officers, firefighters, and emergency service workers.*

Yes  No

Previous Continue

# Parent's Student High School Completion Status

The parent is asked what the student's high school completion status will be when they start the 2024–25 school year. The parent selects the "High school diploma" option.

The screenshot shows the FAFSA 2024-25 application interface for Student Raya Tran. The progress bar indicates the user is on step 2, Demographics. The current question is "Student High School Completion Status" with the prompt: "What will the student's high school completion status be at the beginning of the 2024–25 school year?". Four radio button options are listed: "High school diploma" (selected), "State-recognized high school equivalent (e.g., GED certificate)", "Homeschooled", and "None of the above". Navigation buttons for "Previous" and "Continue" are visible at the bottom.

FAFSA<sup>®</sup> FORM 2024–25 Student Raya Tran Save FAFSA Menu

1 Personal Circumstances 2 Demographics 3 Financials 4 Colleges 5 Signature

### Student High School Completion Status

What will the student's high school completion status be at the beginning of the 2024–25 school year?

- High school diploma
- State-recognized high school equivalent (e.g., GED certificate)
- Homeschooled
- None of the above

Previous Continue



# Parent's Student High School Information

The parent is asked which high school the student did or will graduate from. The parent enters the student's high school's state and city. After selecting "Search," they select the correct high school from the search results.

FAFSA<sup>®</sup> FORM 2024-25 Student Raya Tran Save FAFSA Menu

Personal Circumstances **Demographics** Financials Colleges Signature

### High School Information

From what high school did or will the student graduate?

State

City

High School Name - optional

FAFSA<sup>®</sup> FORM 2024-25 Student Raya Tran Save FAFSA Menu

Personal Circumstances Demographics Financials **Colleges** Signature

### High School Information

From what high school did or will the student graduate?

State

City

High School Name - optional

Brown High School  
 Brooklyn, New York (NY)

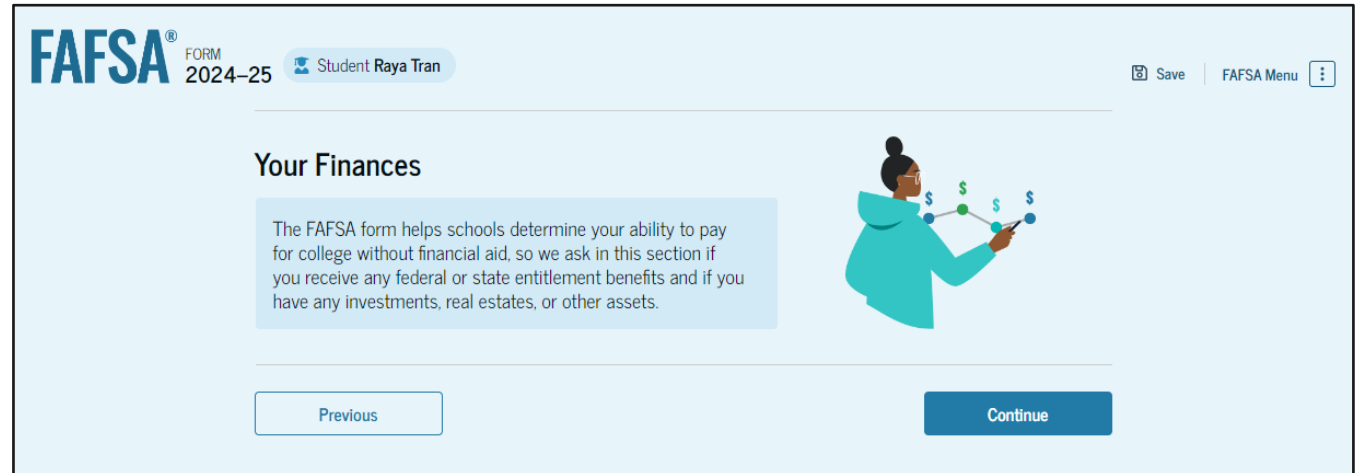
# Parent Confirms High School

The parent is asked to confirm the high school information. By selecting "Edit," they will return to the high school information page. The parent verifies the student's high school information and selects "Continue" to proceed to the next section.

The screenshot shows the FAFSA 2024-25 interface for Student Raya Tran. At the top, there is a progress bar with five steps: 1. Personal Circumstances (checked), 2. Demographics (active), 3. Financials, 4. Colleges, and 5. Signature. Below the progress bar, the heading is "Confirm Your High School". The instructions state: "Take a look to verify that your high school information below is correct. Once you're ready, select 'Continue' and we'll add this high school to your FAFSA." The form fields are: High School Name (Buena Vista High School), City (Lakewood), and State (California). There is an "Edit" link with a pencil icon next to the High School Name field. At the bottom, there are two buttons: "Previous" and "Continue".

# Introduction: Parent's Student Financials

This is the first page within the Student Financials section. It provides an overview of the section.



The screenshot shows the FAFSA 2024-25 interface for Student Raya Tran. The page title is "Your Finances". A text box explains: "The FAFSA form helps schools determine your ability to pay for college without financial aid, so we ask in this section if you receive any federal or state entitlement benefits and if you have any investments, real estates, or other assets." To the right is an illustration of a person in a teal hoodie pointing at a line graph with dollar signs. At the bottom are "Previous" and "Continue" buttons. The top right corner has "Save" and "FAFSA Menu" options.

# Parent's Student Tax Filing Status

This page asks the parent about the student's tax filing status. The parent selects "Yes" to "Did or will the student file a 2022 IRS Form 1040 or 1040-NR?"

FAFSA<sup>®</sup> FORM YEAR 2024-25 Save FAFSA Menu

Personal Circumstances Demographics **Financials** Colleges Signatures

### Student Tax Filing Status

Did or will the student file a 2022 IRS Form 1040 or 1040-NR?

Yes  No

Previous Continue

# Parent's Student Tax Return Information

---

Since the student has not provided consent for their federal tax information to be transferred directly into the FAFSA® form, the parent is asked to manually enter the student's 2022 tax return information. The parent enters a response in each entry field.

This screenshot is currently unavailable. It will be available in a future preview presentation scheduled for December 2023.

# Parent's Student Assets

The parent is asked about the student's assets. The parent enters a response in each entry field.

**FAFSA** FORM 2024-25 Student Raya Tran Save FAFSA Menu

Personal Circumstances Demographics **Financials** Colleges Signature

### Student Assets

**Current Total of Cash, Savings, and Checking Accounts**  
*Don't include student financial aid*

\$  .00

---

**Current Net Worth of Businesses and Investment Farms**  
*Enter the net worth of the student's businesses or for-profit agricultural operations. Net worth is the value of the businesses or farms minus any debts owed against them.*

\$  .00

---

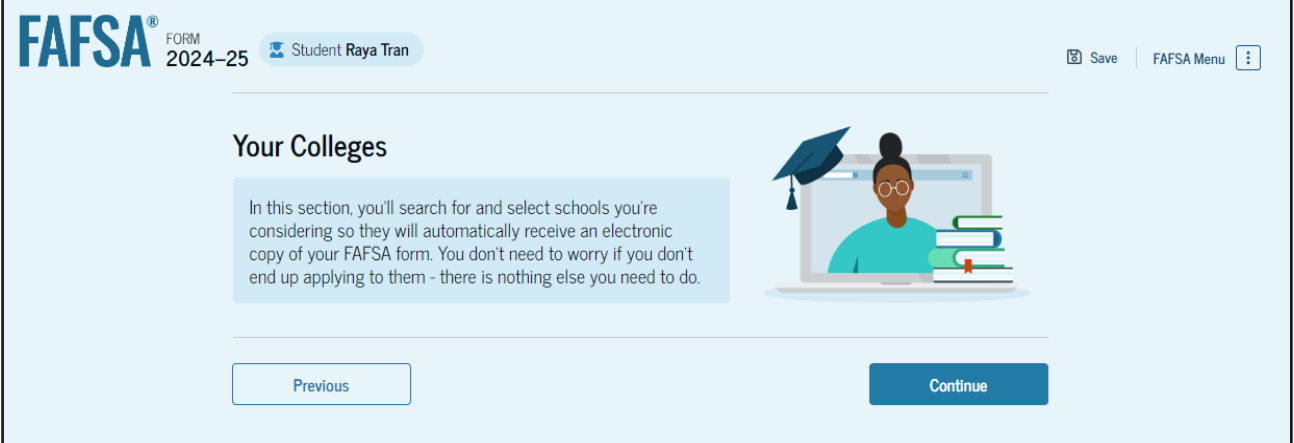
**Current Net Worth of Investments, Including Real Estate**  
*Don't include the home the student lives in. Net worth is the value of the investments minus any debts owed against them.*

\$  .00

Previous Continue

# Introduction: Parent Select Colleges

This is the first page in the Select Colleges section, which is the final part of the FAFSA® form's student section to require information. It provides an overview of the section.



The screenshot shows the FAFSA 2024-25 interface for a student named Raya Tran. The page is titled "Your Colleges" and includes a "Save" button and a "FAFSA Menu" icon in the top right corner. A central text box explains that schools selected in this section will receive an electronic copy of the FAFSA form. To the right of the text is an illustration of a student with a graduation cap and books. At the bottom, there are "Previous" and "Continue" buttons.

FAFSA® FORM 2024-25 Student Raya Tran Save | FAFSA Menu

### Your Colleges

In this section, you'll search for and select schools you're considering so they will automatically receive an electronic copy of your FAFSA form. You don't need to worry if you don't end up applying to them - there is nothing else you need to do.

Previous Continue

# Parent College Search

The parent is asked to search for the colleges and/or career schools they would like to receive the student's FAFSA® information. The parent searches for a school by entering a state, city, and/or school name. After selecting "Search," they select the correct school from the search results. Parents can select to send the student's FAFSA information to a maximum of 20 schools.

The screenshot shows the FAFSA 2024-25 Parent College Search interface. At the top, it displays "FAFSA FORM 2024-25" and the student's name "Student Raya Tran". A progress bar indicates the current step is "Colleges" (step 4), with previous steps "Personal Circumstances", "Demographics", and "Financials" completed, and "Signature" (step 5) remaining. The main heading is "Where should we send your FAFSA?" followed by the instruction "Search for the colleges to which you'd like to send your FAFSA® information." and a note "You can add up to 20 colleges to your FAFSA form." Below this, a status bar shows "0 of 20 Schools Selected" and a "View Selected Schools" link. There are two search options: "Search by School Name" (selected) and "Search by School Code". Under "Search by School Name", there is a "State" dropdown menu with "Calif" entered, showing a dropdown list with "California (CA)" as the selected option. Below the state dropdown is a "School Name - optional" text input field. A blue "Search" button is located below the input fields. At the bottom of the form, there are "Previous" and "Continue" buttons.



# Parent College Search (Continued)

<b>Rice University</b> Burlington, California (CA)	Federal School Code B09773	+ Select
<b>Rhodes College</b> Centerville, California (CA)	Federal School Code E89235	+ Select
<b>Smith College</b> Lexington, California (CA)	Federal School Code G92383	+ Select
<b>Macalester College</b> Madison, California (CA)	Federal School Code 038412	+ Select
<b>Wellesley College</b> Springfield, California (CA)	Federal School Code F09983	✓ Selected

[Search and Select Schools](#)

< Previous **1** 2 3 4 5 Next >

Previous Continue

✓ 4 of 20 schools have been selected Search and Select Schools

# Parent Selected Colleges

The parent can view which colleges and/or career schools they have selected for the student. If the parent has not selected 20 schools, they have the option to search and select more schools, and, in some states, they have the option to change the position of their selected schools. When the parent selects "Continue," they will have completed entering the required student information for the student section and can proceed to the review page.

**FAFSA** FORM 2024-25 Student Raya Tran Save FAFSA Menu

Personal Circumstances Demographics Financials **Colleges** Signature

### Selected Colleges





These are the colleges you want to receive your FAFSA information  
*Review these schools and confirm your selection.*


12 of 20 Schools Selected

Showing 1 to 10 of 12

University of California Northridge, CA	Federal School Code G03453	Remove   View Info
University of California Northridge, CA	Federal School Code G03453	Remove   View Info
University of California Northridge, CA	Federal School Code G03453	Remove   View Info

# Parent Selected Colleges (Continued)

<b>University of California</b> Northridge, CA	Federal School Code G03453	 Remove	<a href="#">View Info</a>
<b>University of California</b> Northridge, CA	Federal School Code G03453	 Remove	<a href="#">View Info</a>
<b>University of California</b> Northridge, CA	Federal School Code G03453	 Remove	<a href="#">View Info</a>
<b>University of California</b> Northridge, CA	Federal School Code G03453	 Remove	<a href="#">View Info</a>

 [Search and Select Schools](#)

< Previous **1** 2 Next >

[Previous](#) [Continue](#)

# Parent's Student Review Page

The review page displays the responses that the parent has provided in the FAFSA® form on behalf of the student. The parent can view all the responses by selecting "Expand All" or expanding each section individually. To edit a response, the parent can select the question's hyperlink and will be taken to the corresponding page. The parent cannot provide a signature for the student.

FAFSA® FORM 2024-25 Student Raya Tran Save FAFSA Menu

Take a moment to review before signing

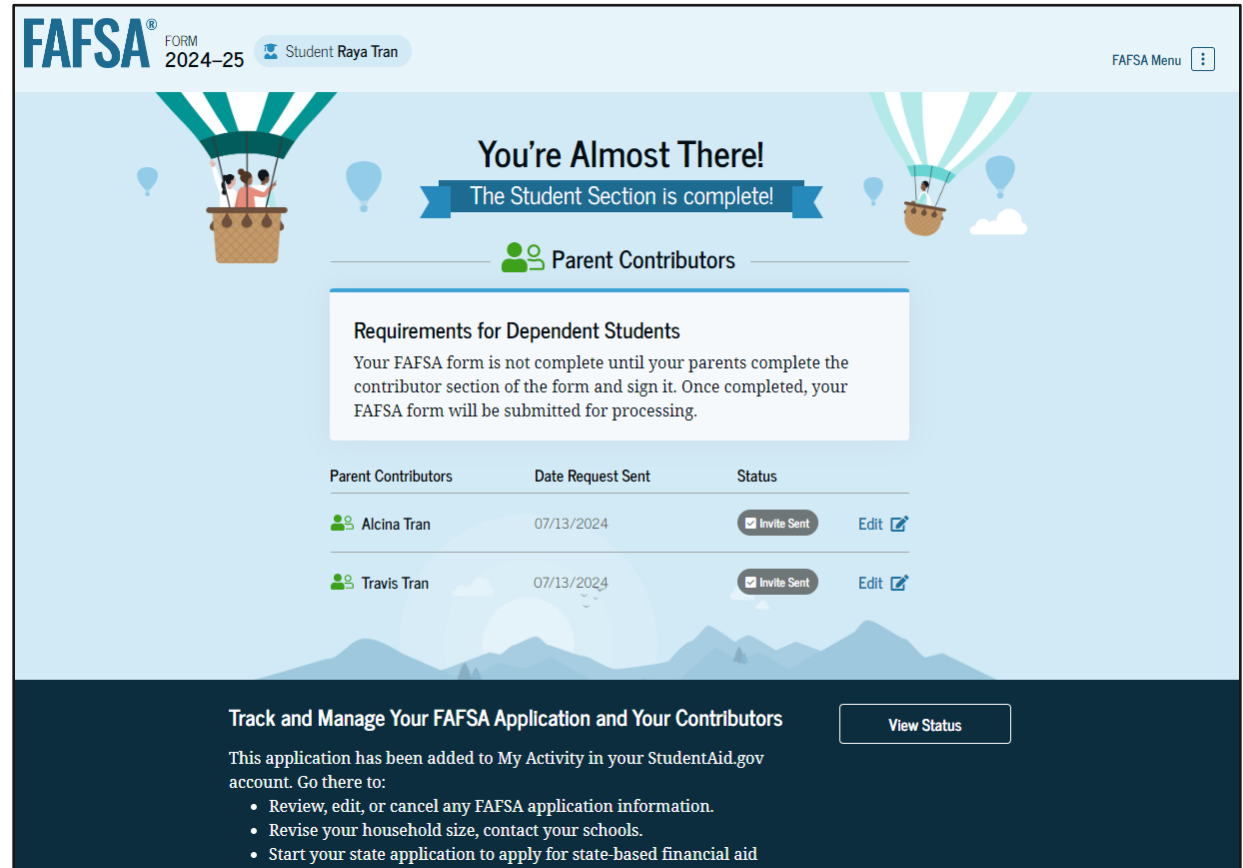
Expand the sections below to review and edit the information you've entered before you sign your portion of the form.

Student Sections Expand All

- Introduction Personal Identifiers
- Section 1 Personal Circumstances
- Section 2 Demographics
- Section 3 Financials
- Section 4 Colleges
- Section 5 Signature

# Parent's Student Section Complete

The parent is presented the student section complete page. This page displays information for the parent about next steps, including tracking the student's FAFSA® form. Because the student's consent and signature are missing, the student is currently ineligible for federal student aid, including grants and loans. The student must enter their form, provide consent and signature, and submit the student section for their FAFSA form to be processed.



FAFSA® FORM 2024-25 Student Raya Tran FAFSA Menu

**You're Almost There!**  
The Student Section is complete!

Parent Contributors

Requirements for Dependent Students  
Your FAFSA form is not complete until your parents complete the contributor section of the form and sign it. Once completed, your FAFSA form will be submitted for processing.

Parent Contributors	Date Request Sent	Status
Alcina Tran	07/13/2024	Invite Sent Edit
Travis Tran	07/13/2024	Invite Sent Edit

Track and Manage Your FAFSA Application and Your Contributors

This application has been added to My Activity in your StudentAid.gov account. Go there to:

- Review, edit, or cancel any FAFSA application information.
- Revise your household size, contact your schools.
- Start your state application to apply for state-based financial aid

View Status

# Independent Student Invites Student Spouse

---

# Married Student FAFSA® Form Landing Page

This is the main FAFSA® form landing page. On this page, students are directed to "Start a New Form" or "Edit Existing Form." For the purpose of this presentation, the student is beginning a new application.

The screenshot shows the Federal Student Aid website's FAFSA form landing page. At the top, there is a navigation bar with the Federal Student Aid logo, a search bar, and links for "Log In" and "Create Account". Below the navigation bar, the main content area features a large blue graphic with the text "FAFSA form" and an illustration of students. To the left of this graphic, there is a white box with the heading "Get Money to Pay for School" and a sub-heading "Use the Free Application for Federal Student Aid (FAFSA®) form to apply for financial aid for college or graduate school." Below this, there are two buttons: "Start a New Form" and "Edit Existing Form". A link for "2024-25 FAFSA Form" is also present. Below the main content, there is a section for "Check FAFSA® Deadlines for the State You Live In" with dropdown menus for "School Year" and "State of Residence", and a "Find Deadlines" button. At the bottom, there are three informational cards: "Who Should Complete This?", "How Long Will it Take?", and "What Do I Need?".

# Married Student Log In

If the student selects "Start a New Form" from the FAFSA® landing page and they are not logged in to StudentAid.gov, they are taken to the "Log In" page to enter their log-in credentials. To access the FAFSA form, all students are required to have an FSA ID (account username and password). If the student doesn't have an FSA ID, they can select "Create an Account."

The screenshot shows the Federal Student Aid website's login interface. At the top, there is a navigation bar with the Federal Student Aid logo, a search icon, and links for "Log In" and "Create Account". Below the navigation bar, the main content area features a "Log In" section with a blue "Log In" button. The login form includes fields for "Email, Phone, or FSA ID Username" (containing the text "test595011023") and "Password" (masked with dots). Below the password field is a "Show Password" link. Underneath the login button are links for "Forgot My Username" and "Forgot My Password", and a "Create an Account" link. At the bottom of the login section is a link that says "Help Me Log In to My Account". The footer of the page contains additional navigation links such as "Help Center", "Contact Us", "Site Feedback", "About Us", "Announcements", "Data Center", "Resources", and "Forms Library".



# Married Student Roles

After logging in, the student selects the applicable role to fill out the FAFSA® form: “Student.”

The screenshot displays the FAFSA 2024-25 login interface. At the top left, it says "FAFSA® FORM 2024-25". The main header area features a light blue background with hot air balloon illustrations and a central banner that reads "Welcome, Raya, to the FAFSA® Form". Below this, a green line indicates the user's role selection: "I am starting the FAFSA form as a". Two options are presented in rounded rectangular boxes: "Student" with a blue graduation cap icon and a selected radio button, and "Parent" with a green icon of two people and an unselected radio button. At the bottom, there are two buttons: "Previous" on the left and "Continue" on the right.

# Married Student Onboarding (1 of 4)

When the student starts the 2024–25 FAFSA® form for the first time, they are taken through the FAFSA onboarding process. The first onboarding page provides an overview of the FAFSA form and an accompanying video.

FAFSA® FORM 2024–25 Student Raya Tran

Understanding the FAFSA® Form

1 of 4

What is the FAFSA® form?

Use the *Free Application for Federal Student Aid* (FAFSA®) form to apply for grants, scholarships, work-study funds, and loans for college or graduate school.

FAFSA® Overview

Previous Continue

# Married Student Onboarding (2 of 4)


The second FAFSA® onboarding page provides information about the different roles that may be required to participate in the student's FAFSA form and documents that may be needed to fill out the form.

FAFSA® FORM 2024-25 Student Raya Tran

## Understanding the FAFSA® Form


2 of 4

### Contributors to the FAFSA® Form



**Parents or Spouses**

Your answers on the FAFSA form will determine if any contributors need to be identified. These contributors will complete their own sections of the form and are asked to provide personal and financial information, but will not become financially responsible for your education.



**How to Invite**

Contributors will need to log in with their own FSA ID to provide their information. To invite a contributor to your FAFSA form, you'll need to provide their name, date of birth, Social Security number, and email address.

Information or Documents You May Need ^

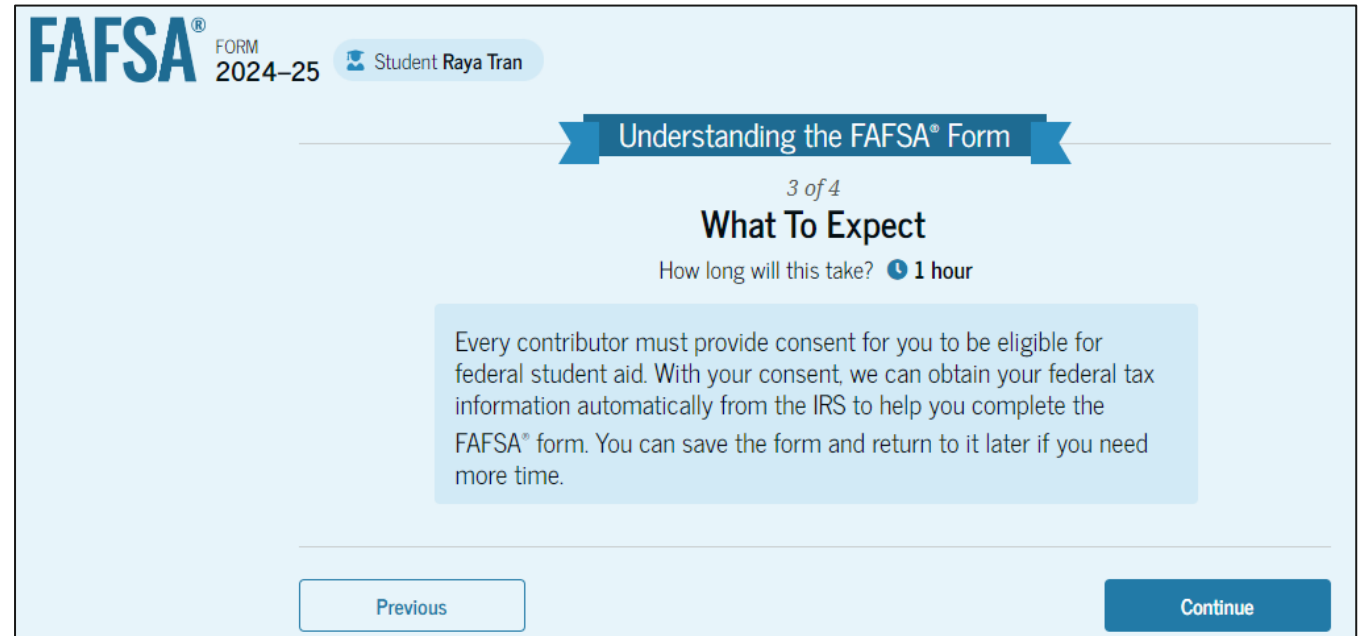
You might need the following information or documents as you fill out the FAFSA form:

- Tax returns
- Records of child support received
- Current balances of cash, savings, and checking accounts
- Net worth of investments, businesses, and farms

Previous Continue

# Married Student Onboarding (3 of 4)

The third FAFSA® onboarding page provides information about the types of questions the student can expect to see and how they can get additional help with filling out the FAFSA form.



FAFSA® FORM 2024-25 Student Raya Tran

Understanding the FAFSA® Form

3 of 4

**What To Expect**

How long will this take? ⌚ 1 hour

Every contributor must provide consent for you to be eligible for federal student aid. With your consent, we can obtain your federal tax information automatically from the IRS to help you complete the FAFSA® form. You can save the form and return to it later if you need more time.

Previous Continue

# Married Student Onboarding (4 of 4)

The last FAFSA® onboarding page provides information about what to expect once the FAFSA form is completed and submitted. On this page, the student can select "Start the FAFSA form" to begin.

The screenshot shows the FAFSA 2024-25 onboarding interface for Student Raya Tran. The page is titled "Understanding the FAFSA® Form" and is the 4th of 4 pages. The main heading is "After Submitting the FAFSA® Form". Below this, a light blue box contains the text: "After submission, you'll need to check on the status of your FAFSA® form and make corrections, if required." Three bullet points with green arrows provide further details:

- Your form will be processed in 1–3 days.
- You'll receive a FAFSA Submission Summary. It will include the Student Aid Index (SAI), a number used to determine federal student aid eligibility.
- Schools will use your SAI to create your financial aid offer that explains the types and amounts of aid they are offering you. Most schools will wait to send you an aid offer only after they accept you for admission.

At the bottom of the page, there are two buttons: "Previous" on the left and "Start FAFSA form" on the right.

# Married Student Identity Information

This is the first page within the student section. The student can verify that their personal information is correct. To update any of the personal information, the student must access their Account Settings on StudentAid.gov. For fields related to the student's mailing address, the student can edit them directly on this page.

The screenshot shows the FAFSA 2024-25 interface for Student Raya Tran. The page title is "Student Identity Information" and it includes a instruction to review and verify the information. The fields shown are:

Name	Raya A. Tran
Date of Birth	05/05/1995
Social Security Number	••••-1234
Email Address	rayaatran@gmail.com
Mobile Phone Number	(555) 555-5555

At the bottom, there is a note: "To update this information for all federal student aid communications, go to Account Settings." The page also features a "Save" button and a "FAFSA Menu" icon in the top right corner.

# Married Student Identity Information (Continued)

## Permanent Mailing Address

*Include apartment number.*

12345 Sesame Street

City

New York

State

New York (NY) ▾

Zip Code

67891

Country

United States of America (US) ▾

Previous

Continue

# Married Student State of Legal Residence

The student is asked about their state of legal residence. The student selects the state from a dropdown box and provides the month and year when they became a legal resident.

The screenshot shows the FAFSA 2024-25 interface for Student Raya Tran. The section is titled "Student State of Legal Residence". It contains a "State" dropdown menu with "New York (NY)" selected. Below this is a section for "Date the Student Became a legal Resident", which includes two input fields: "Month" with "01" and "Year" with "2000". At the bottom of the form, there are "Previous" and "Continue" buttons.

FAFSA<sup>®</sup> FORM 2024-25 Student Raya Tran Save | FAFSA Menu

### Student State of Legal Residence

State  
New York (NY)

Date the Student Became a legal Resident  
Month Year  
01 2000

Previous Continue



# Married Student Provides Consent

This page informs the student about consent and their federal tax information. By providing consent, the student's federal tax information is transferred directly into the FAFSA® form from the IRS to help complete the Student Financials section. The student selects "Approve" to provide consent and is taken to the next page.

FAFSA® FORM 2024-25 Student: Raya Tran Save FAFSA Menu

### Provide Consent or Be Ineligible for Federal Student Aid

#### Summary

Your consent is needed to retrieve and disclose federal tax information (FTI). With your consent, we can obtain tax return information automatically from the IRS to help you complete the FAFSA® form. If you don't provide consent, you will not be eligible for federal student aid, including grants and loans. You must provide consent even if you didn't file a U.S. federal tax return or any tax return at all.

- Get your 2022 tax return information for the 2024-25 FAFSA form.
- Tax return information is required to complete the FAFSA form.
- FTI is used to determine your eligibility for federal student aid.

Under penalty of law, I certify that I am the individual associated with the FSA ID log-in credentials used to access the FAFSA form to provide the necessary approval and consent for the disclosure and use of my federal tax information (FTI) from the U.S. Department of the Treasury. By accepting below, I approve and consent to:






- The U.S. Department of Education to disclose my Social Security number, last name, and date of birth to the U.S. Department of the Treasury in order to obtain my FTI only for the purpose of determining the eligibility for, and the amount of, federal student aid for myself or of others for which I participated and shared my FTI by a program authorized under subpart 1 of Part A, Part C, or Part D of Title IV of the *Higher Education Act of 1965*, as amended.
- The use of my FTI by U.S. Department of Education officials and contractors (as defined in 26 U.S.C. § 6103(i)(13)), only for the purpose of determining the eligibility for, and amount of, federal student aid for myself or of others for which I participated and shared my FTI by a program authorized under Title IV of the *Higher Education Act of 1965*, as amended.
- The U.S. Department of Education to redisclose my FTI received from the U.S. Department of the Treasury, pursuant to 26 U.S.C. 6103(i)(13)(D)(iii), which includes:
  - institutions of higher education participating in the federal student aid programs authorized under the *Higher Education Act of 1965*, as amended;
  - state higher education agencies; and
  - scholarship organizations designated prior to Dec. 19, 2019, by the Secretary of Education.
- The use of my FTI for the application, award, and administration of student aid awarded by the federal government, institutions of higher education, state higher education agencies, and designated scholarship organizations.
- The redisclosure of my FTI to any future 2024-25 FAFSA forms for which I elect to participate (e.g., if I elect to participate in my child's FAFSA form or to complete my own FAFSA form after participating in another FAFSA form). My FTI will be redisclosed to these additional applications upon my affirmation to participate. I understand that I may decline an invitation to participate, which will prevent the transfer of my FTI to that FAFSA form.

# Married Student Provides Consent (Continued)

By approving and consenting, I further understand:

- My approval and consent are a condition of my eligibility or of others for which I have participated and shared my FTI for federal student aid, even if I did not file a U.S. federal tax return.
- FTI received from the U.S. Department of Treasury will supersede any manually entered financial or income information on the FAFSA form.
- The U.S. Department of Education may request updated tax information from the U.S. Department of Treasury once consent is provided. If FTI has changed (e.g., amended tax return filed with revised FTI), then eligibility for and amounts of federal, state, and institutional financial aid may change.
- If I do not approve and consent to the disclosure of my FTI, the U.S. Department of Education will be unable to calculate my eligibility for federal student aid or the eligibility of others who have requested that I share my FTI on their FAFSA form.
- I am permitted to revoke my approval and consent for the disclosure and use of my FTI, as outlined herein, at StudentAid.gov. However, by revoking such approval and consent, neither I nor other applicants for which I participated and shared my FTI will be eligible for future federal student aid and/ or other financial aid program that used FTI to make determinations for eligibility of aid awarded by an institution of higher education, state higher education agency, or other designated scholarship organization.

## Frequently Asked Questions

- Who should provide consent? 
- If I'm married and didn't file a joint tax return with my current spouse, does my spouse have to provide consent for you to access their tax information? 
- What happens after I provide consent? 
- What happens if I revoke consent? 
- What happens if I decline consent? 

Select "Approve" to consent to using your tax information to determine your eligibility for federal student aid. If you select "Decline," you will not be eligible for federal student aid.

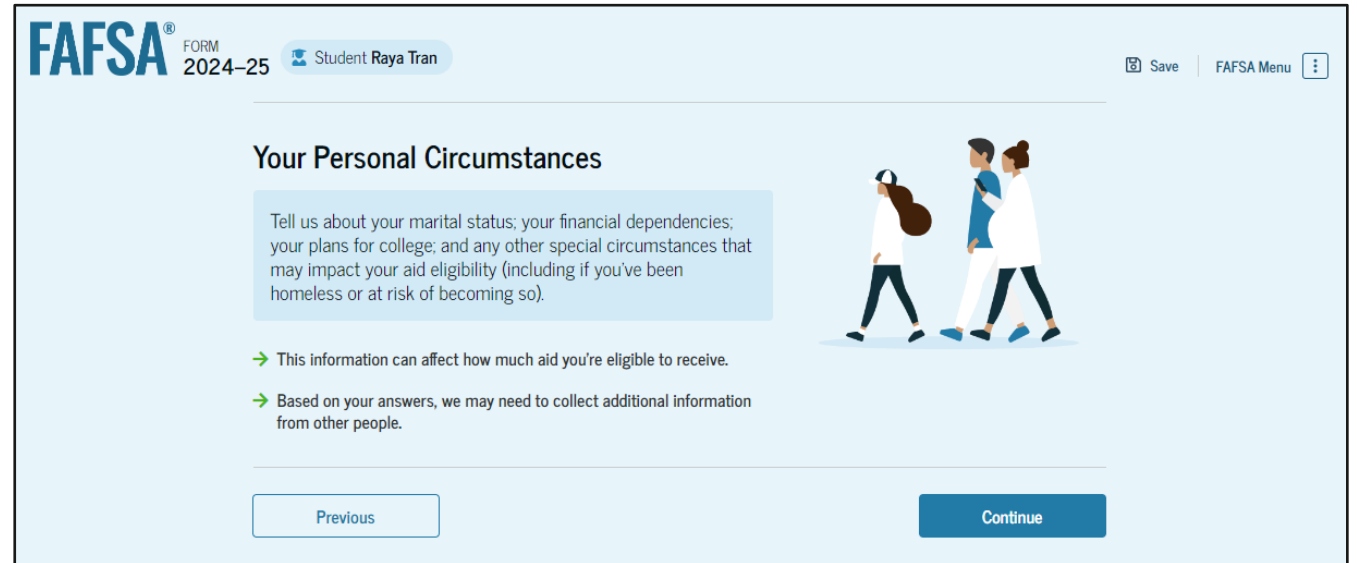
Previous

Decline

Approve

# Introduction: Married Student Personal Circumstances

This is the first page within the Student Personal Circumstances section. It provides an overview of the section.



The screenshot shows the FAFSA 2024-25 interface for Student Raya Tran. The page title is "Your Personal Circumstances". A light blue box contains the following text: "Tell us about your marital status; your financial dependencies; your plans for college; and any other special circumstances that may impact your aid eligibility (including if you've been homeless or at risk of becoming so)." To the right of this text is an illustration of three people walking. Below the text box are two green arrows pointing right, each followed by text: "→ This information can affect how much aid you're eligible to receive." and "→ Based on your answers, we may need to collect additional information from other people." At the bottom of the page are two buttons: "Previous" and "Continue".

FAFSA<sup>®</sup> FORM 2024-25 Student Raya Tran Save FAFSA Menu

## Your Personal Circumstances

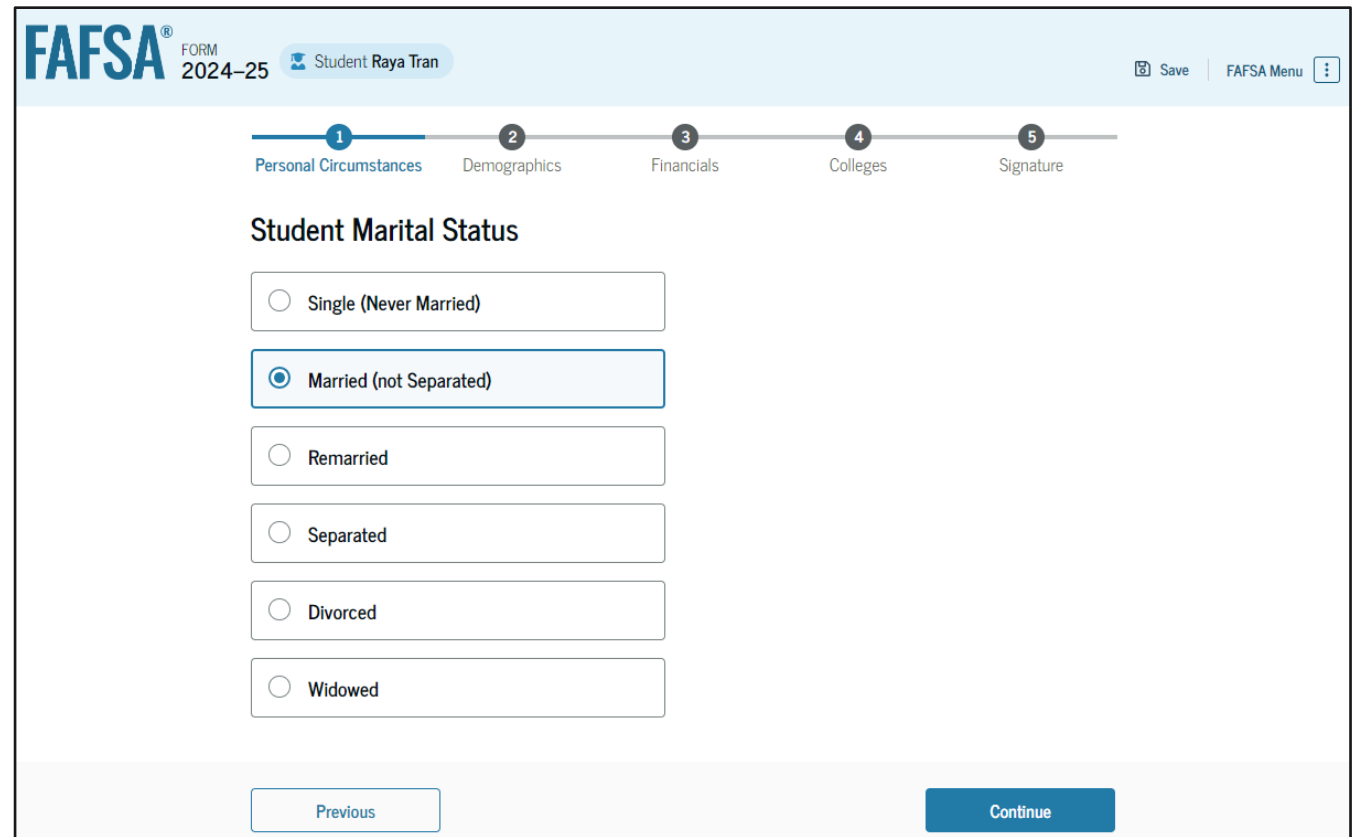
Tell us about your marital status; your financial dependencies; your plans for college; and any other special circumstances that may impact your aid eligibility (including if you've been homeless or at risk of becoming so).

- This information can affect how much aid you're eligible to receive.
- Based on your answers, we may need to collect additional information from other people.

Previous Continue

# Married Student Marital Status

The student is asked about their marital status. The student selects the “Married (not Separated)” option.



The screenshot displays the FAFSA 2024-25 application form for Student Raya Tran. The form is currently on the 'Personal Circumstances' step, which is highlighted with a blue bar and the number 1. A progress bar at the top shows five steps: 1. Personal Circumstances, 2. Demographics, 3. Financials, 4. Colleges, and 5. Signature. The 'Student Marital Status' section is visible, with the following options:

- Single (Never Married)
- Married (not Separated)
- Remarried
- Separated
- Divorced
- Widowed

At the bottom of the form, there are two buttons: 'Previous' and 'Continue'.

# Married Student College or Career School Plans

The student is asked about their college grade level for the 2024–25 school year and if they will have their first bachelor's degree. The student selects "College graduate, professional, or beyond (MBA, M.D., PH.D., etc.)" and that they will have their first bachelor's degree. Because they have answered, "Yes," the student is asked if they will be pursuing an initial teaching certification. The student selects "No."

The screenshot shows the FAFSA 2024-25 Parent portal interface. At the top, it displays 'FAFSA FORM 2024-25' and 'Parent' with a user icon. A progress bar indicates five steps: 1. Personal Circumstances, 2. Demographics, 3. Financials, 4. Colleges, and 5. Signature. The current step is 'Colleges'. The section title is 'Student College or Career School Plans'. The first question is 'When the student begins the 2024-25 school year, what will their college grade level be?'. The options are: 'First Year (freshman)', 'Second Year (sophomore)', 'Other undergraduate (junior or senior)', and 'College graduate, professional, or beyond (MBA, M.D., Ph.D., etc.)'. The fourth option is selected. The second question is 'When the student begins the 2024-25 school year, will they have their first bachelor's degree?'. The options are 'Yes' and 'No'. The 'Yes' option is selected. The third question is 'Will the student be pursuing an initial teaching certification at the elementary or secondary level?'. The options are 'Yes' and 'No'. The 'No' option is selected. At the bottom, there are 'Previous' and 'Continue' buttons.

# Married Student Personal Circumstances

The student is asked if any of the listed personal circumstances apply to them. The student selects the "None of these apply" option.

The screenshot shows the FAFSA 2024-25 interface for Student Raya Tran. The progress bar indicates the current step is 1, Personal Circumstances. The section title is "Student Personal Circumstances" with the instruction "Select all that apply." Below this, there are eight checkboxes, each with a corresponding text box. The "None of these apply" checkbox is selected. At the bottom, there are "Previous" and "Continue" buttons.

FAFSA<sup>®</sup> FORM 2024-25 Student Raya Tran Save FAFSA Menu

1 Personal Circumstances 2 Demographics 3 Financials 4 Colleges 5 Signature

### Student Personal Circumstances

Select all that apply.

- The student is currently serving on active duty in the U.S. armed forces for purposes other than training.
- The student is a veteran of the U.S. armed forces.
- The student has children or other people (excluding their spouse) who live with them and receive more than half of their support from the student now and between July 1, 20XX and June 30, 20XX.
- At any time since the student turned 13, they were an orphan (no living biological or adoptive parent).
- At any time since the student turned 13, they were a ward of the court. ⓘ
- At any time since the student turned 13, they were in foster care.
- The student is or was a legally emancipated minor, as determined by a court in their state of residence.
- The student is or was in a legal guardianship with someone other than their parent or stepparent, as determined by a court in their state of residence.
- None of these apply

Previous Continue

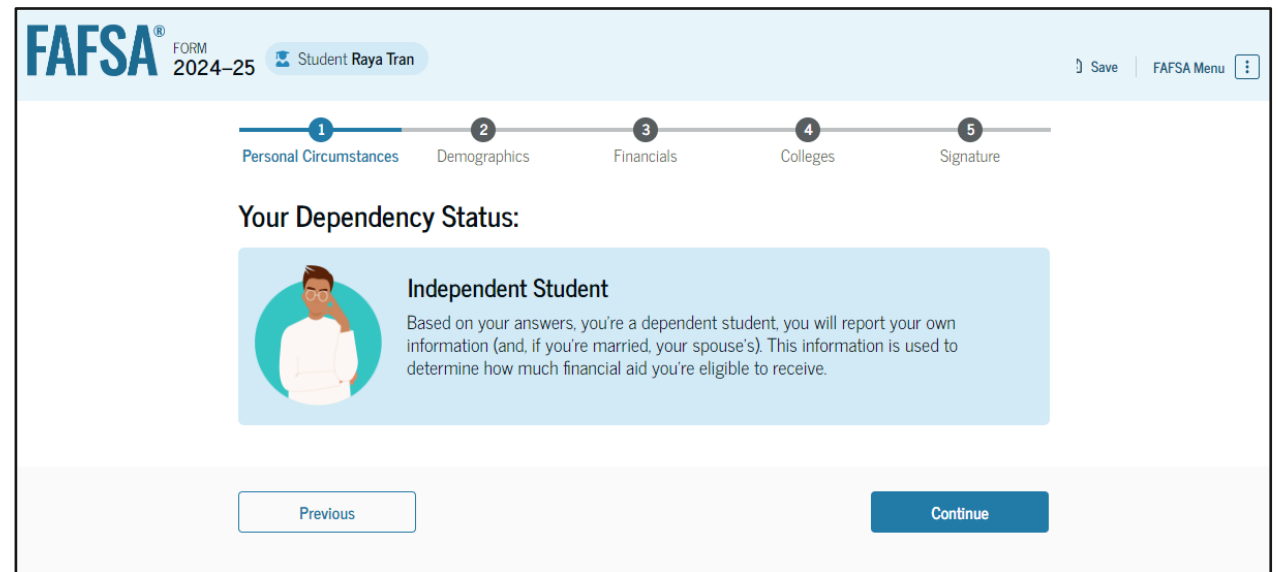
# Married Student Other Circumstances

The student is asked if they were homeless or at risk of being homeless. The student selects "No."

The screenshot displays the FAFSA 2024-25 application interface for Student Raya Tran. The progress bar at the top indicates the current step is 'Personal Circumstances' (1), with other steps being 'Demographics' (2), 'Financials' (3), 'Colleges' (4), and 'Signature' (5). The 'Student Other Circumstances' section contains the following question: 'At any time on or after July 1, 2023, was the student unaccompanied and either (1) homeless or (2) self-supporting and at risk of being homeless?'. Below the question are two radio button options: 'Yes' and 'No'. The 'No' option is selected. At the bottom of the form, there are 'Previous' and 'Continue' buttons.

# Married Student Dependency Status: Independent Student

Based on the answers provided by the student, they are considered an independent student. The student is not required to provide information about their parents due to this status. Since they are married and did not file taxes jointly with their spouse, the spouse will be required to provide information to complete the FAFSA® form.



The screenshot displays the FAFSA 2024-25 application interface for Student Raya Tran. The progress bar at the top indicates five steps: 1. Personal Circumstances (highlighted), 2. Demographics, 3. Financials, 4. Colleges, and 5. Signature. The main content area is titled 'Your Dependency Status:' and features a light blue box with an illustration of a student. The text reads: 'Independent Student. Based on your answers, you're a dependent student, you will report your own information (and, if you're married, your spouse's). This information is used to determine how much financial aid you're eligible to receive.' At the bottom of the interface, there are 'Previous' and 'Continue' buttons.



# Invite Spouse to Your FAFSA® Form

The student is asked to enter the personal information of their spouse in order to send them an invite to their FAFSA® form.

**FAFSA® FORM 2024-25** Student: Raya Tran | Save | FAFSA Menu

1 Personal Circumstances | 2 Demographics | 3 Financials | 4 Colleges | 5 Signature

### Invite Your Spouse to the FAFSA® Form

**We Need Information About Your Spouse**

Your spouse's information is needed for you to receive federal student aid, including grants and loans. This does not make them financially responsible for your education. Invite your spouse to the FAFSA® form now and have them complete their required section.

Enter information about your spouse and we'll send an email on your behalf.

*Please provide your spouse's full legal name as it appears on their Social Security card. Their email does not have to match their account username and password (FSA ID).*

**Spouse**

First Name: Alex  
 Last Name: Tran

**Date of Birth**

Month: 20 | Day: 01 | Year: 1995

**Social Security Number (SSN)**

..... Show

My spouse doesn't have an SSN.

**Email Address**

alextran@gmail.com

**Confirm Email Address**

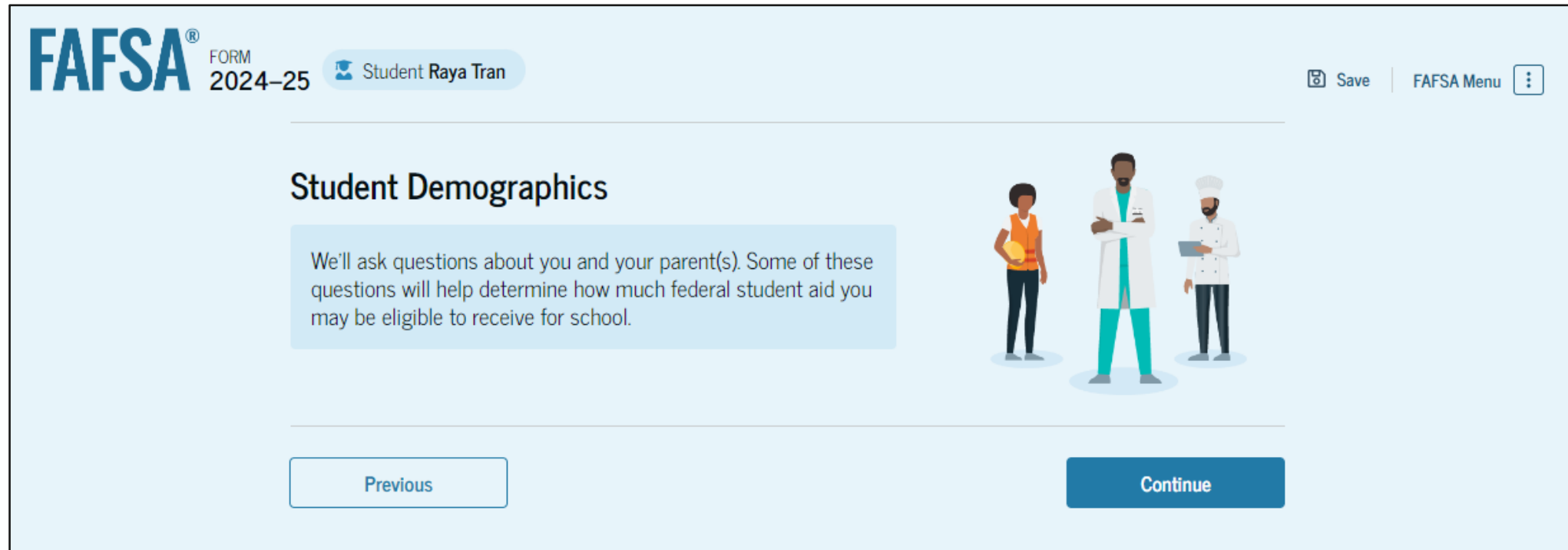
alextran@gmail.com

Send Invite

Previous | Continue

# Introduction: Married Student Demographics

This is the first view within the Student Demographics section. It provides an overview of the section.



# Married Student Demographic Information

The student is asked about their gender identity and if they are transgender. The student selects their response from the options for both questions.

FAFSA<sup>®</sup> FORM 2024-25 Student Raya Tran Save FAFSA Menu

1 Personal Circumstances 2 Demographics 3 Financials 4 Colleges 5 Signature

### Student Demographic Information

Questions Used for Research Purposes Only and Do Not Affect Federal Student Aid Eligibility

Your answers will not

- affect the student's eligibility for federal student aid.
- be used in any calculations, and
- be shared with the schools to which the student applies.

What is the student's gender?

Male

Female

Nonbinary or another gender

Prefer not to answer

Is the student transgender?

Yes

No

Prefer not to answer

Previous Continue

# Married Student Race and Ethnicity

The student is asked if they are of Hispanic, Latino, or Spanish origin. They are also asked about their race. The student selects checkboxes to answer both questions.

**FAFSA** FORM 2024-25 Student Raya Tran Save FAFSA Menu

Personal Circumstances Demographics Financials Colleges Signature

### Student Race and Ethnicity

Questions Used for Research Purposes Only and Do Not Affect Federal Student Aid Eligibility

Your answers will not

- affect the student's eligibility for federal student aid,
- be used in any calculations, and
- be shared with the schools to which the student applies.

Is the student of Hispanic, Latino, or Spanish origin?  
 Select all that apply

No, not of Hispanic, Latino, or Spanish origin

Yes, Mexican, Mexican American, or Chicano

Yes, Puerto Rican

Yes, Cuban

Yes, another Hispanic, Latino, or Spanish origin

Prefer not to answer

What is the student's race?  
 Select all that apply

White

Black or African American

Asian

Chinese

Filipino

Asian Indian

Vietnamese

Korean

Japanese

If other, enter race or origin.

American Indian or Alaska Native

Native Hawaiian or Other Pacific Islander

Prefer not to answer

Previous Continue

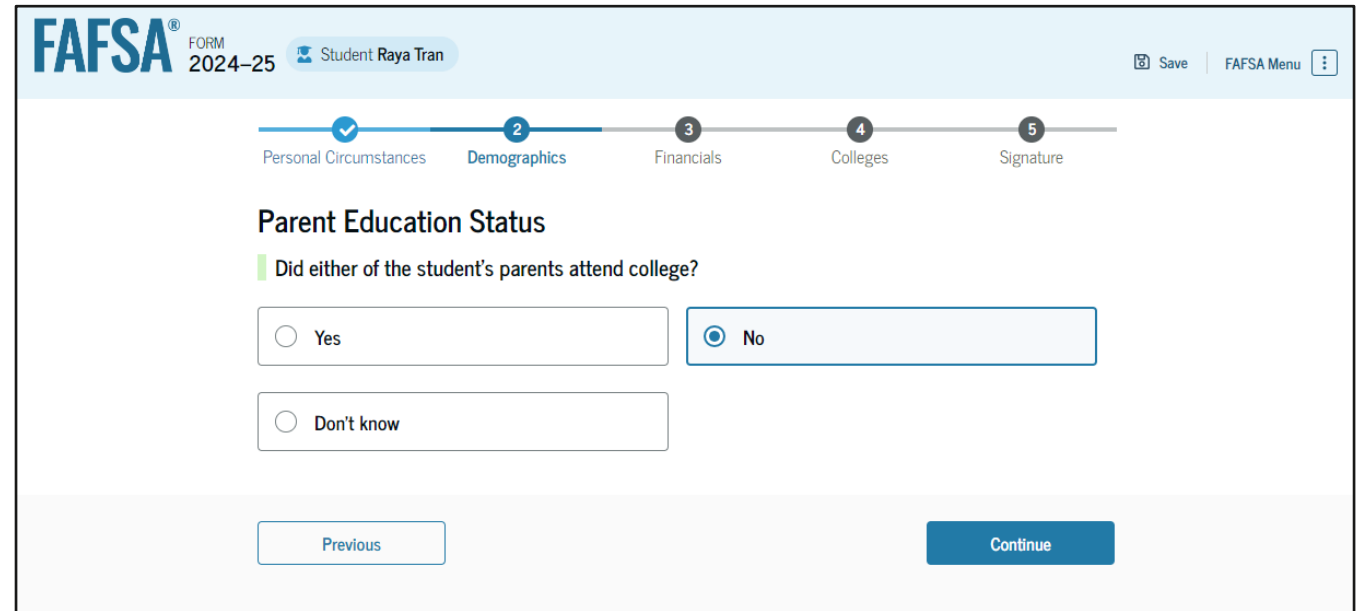
# Married Student Citizenship Status

The student is asked about their citizenship status. The student selects the "U.S. citizen or national" option.

The screenshot displays the FAFSA 2024-25 application interface for Student Raya Tran. At the top, the FAFSA logo and form year are visible, along with the student's name and a 'Save' button. A progress bar indicates the current step is 'Demographics' (step 2), with previous steps 'Personal Circumstances' (step 1) and 'Financials' (step 3) completed, and 'Colleges' (step 4) and 'Signature' (step 5) yet to be completed. The main section is titled 'Student Citizenship Status' and contains three radio button options: 'U.S. citizen or national' (selected), 'Eligible noncitizen', and 'Neither U.S. citizen nor eligible noncitizen'. At the bottom, there are 'Previous' and 'Continue' buttons.

# Married Student's Parent Education Status

The student is asked about their parents' education status. The student selects the "No" option.



The screenshot shows the FAFSA 2024-25 application interface for Student Raya Tran. The progress bar indicates the user is on the 'Demographics' step (2 of 5). The current question is 'Parent Education Status' with the sub-question 'Did either of the student's parents attend college?'. The 'No' option is selected.

FAFSA<sup>®</sup> FORM 2024-25 Student Raya Tran Save FAFSA Menu

1 Personal Circumstances 2 Demographics 3 Financials 4 Colleges 5 Signature

### Parent Education Status

Did either of the student's parents attend college?

Yes  No

Don't know

Previous Continue

# Married Student's Parent Killed in Line of Duty

Since the student is under the age of 33, they are asked if their parent was killed in the line of duty. The student selects the "No" option.

The screenshot shows the FAFSA 2024-25 application interface for Student Raya Tran. The progress bar indicates the following steps: 1. Personal Circumstances (completed), 2. Demographics (current step), 3. Financials, 4. Colleges, and 5. Signature. The question is: "Parent Killed in Line of Duty". The text asks: "Was the student's parent or guardian killed in the line of duty while (1) serving on active duty as a member of the Armed forces on or after September 11, 2001 or (2) performing official duties as a public safety officer?". A note specifies: "Public safety officers include law enforcement officers, firefighters, and emergency service workers." The "No" option is selected with a radio button. At the bottom, there are "Previous" and "Continue" buttons.

FAFSA<sup>®</sup> FORM 2024-25 Student Raya Tran Save | FAFSA Menu

1 Personal Circumstances 2 Demographics 3 Financials 4 Colleges 5 Signature

### Parent Killed in Line of Duty

Was the student's parent or guardian killed in the line of duty while (1) serving on active duty as a member of the Armed forces on or after September 11, 2001 or (2) performing official duties as a public safety officer?

*Public safety officers include law enforcement officers, firefighters, and emergency service workers.*

Yes  No

Previous Continue

# Married Student High School Completion Status

The student is asked about what their high school completion status will be when they start the 2024–25 school year. The student selects the "High school diploma" option.

The screenshot shows the FAFSA 2024-25 application interface for Student Raya Tran. The progress bar indicates that the 'Personal Circumstances' section is completed, and the 'Demographics' section is currently active. The 'Student High School Completion Status' section asks, 'What will the student's high school completion status be at the beginning of the 2024-25 school year?'. Four radio button options are provided: 'High school diploma' (selected), 'State-recognized high school equivalent (e.g., GED certificate)', 'Homeschooled', and 'None of the above'. Navigation buttons for 'Previous' and 'Continue' are visible at the bottom.

FAFSA<sup>®</sup> FORM 2024-25 Student Raya Tran Save FAFSA Menu

1 2 3 4 5  
Personal Circumstances Demographics Financials Colleges Signature

### Student High School Completion Status

What will the student's high school completion status be at the beginning of the 2024-25 school year?

High school diploma

State-recognized high school equivalent (e.g., GED certificate)

Homeschooled

None of the above

Previous Continue



# Married Student High School Information

The student is asked which high school they did or will graduate from. The student enters their high school's state and city. After selecting "Search," they select the correct high school from the search results.

**FAFSA**® FORM 2024-25 Student *Raya Tran* Save | FAFSA Menu

Personal Circumstances **2** Demographics Financials Colleges Signature

### High School Information

From what high school did or will the student graduate?

State

City

High School Name - optional

**FAFSA**® FORM 2024-25 Student *Raya Tran* Save | FAFSA Menu

Personal Circumstances **2** Demographics Financials Colleges Signature

### High School Information

From what high school did or will the student graduate?

State

City

High School Name - optional

**Brown High School**  
 Brooklyn, New York (NY)

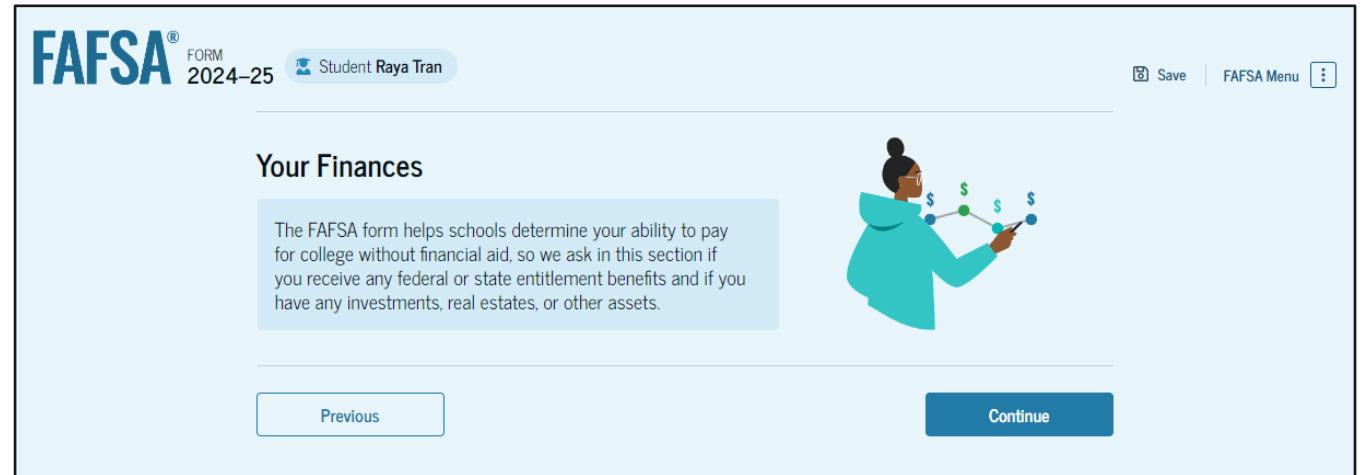
# Married Student Confirms High School

The student has the option to edit the high school information presented on this page by selecting "Edit," which will return them to the high school information page. The student confirms their high school information and selects "Continue" to proceed to the next section.

The screenshot shows the FAFSA 2024-25 interface for Student Raya Tran. At the top, there is a progress bar with five steps: 1. Personal Circumstances (checked), 2. Demographics, 3. Financials, 4. Colleges, and 5. Signature. Below the progress bar, the heading "Confirm Your High School" is displayed, followed by the instruction: "Take a look to verify that your high school information below is correct. Once you're ready, select 'Continue' and we'll add this high school to your FAFSA." The form fields are: High School Name (Buena Vista High School) with an "Edit" link, City (Lakewood), and State (California). At the bottom, there are "Previous" and "Continue" buttons.

# Introduction: Married Student Financials

This is the first page within the Student Financials section. It provides an overview of the section.



The screenshot shows the FAFSA 2024-25 interface for a student named Raya Tran. The page is titled "Your Finances" and includes a "Save" button and a "FAFSA Menu" icon in the top right corner. The main content area contains a text box explaining that the FAFSA form helps schools determine the student's ability to pay for college without financial aid, and asks for information on federal or state entitlement benefits, investments, real estates, and other assets. To the right of the text is an illustration of a person in a teal hoodie holding a smartphone, with a line graph showing an upward trend and dollar signs. At the bottom, there are "Previous" and "Continue" buttons.

# Married Student Federal Benefits Received

This page asks the student if they or anyone in their family has received federal benefits. The student selects "None of these apply."

The screenshot shows the FAFSA 2024-25 interface for Student Raya Tran. The progress bar indicates the user is on the 'Financials' step (3 of 5). The 'Federal Benefits Received' section asks: "At any time during 2022 or 2023, did the student or anyone in their family receive benefits from any of the following federal programs?" Below the question is a list of programs with checkboxes:

- Earned Income Tax Credit (EITC)
- Federal Housing Assistance
- Free or Reduced Price School Lunch
- Medicaid
- Refundable Credit for Coverage Under a Qualified Health Plan (QHP)
- Supplemental Nutrition Assistance Program (SNAP)
- Supplemental Security Income (SSI)
- Temporary Assistance for Needy Families (TANF)
- Special Supplemental Nutrition Program for Women, Infants, and Children (WIC)
- None of these apply

At the bottom of the form, there are 'Previous' and 'Continue' buttons.

# Married Student Family Size

This page asks the student if their family size has changed since filing their 2022 tax return. The student selects the “No” option.

The screenshot displays the FAFSA 2024-25 application interface for Student Raya Tran. The progress bar at the top indicates that the student has completed the Personal Circumstances and Demographics sections, and is currently on the Financials section (step 3). The Family Size question is highlighted in green. The question asks: "Is the student's family size different from the number of individuals claimed on their 2022 tax return?". The "No" option is selected, and the "Continue" button is highlighted in blue.

FAFSA<sup>®</sup> FORM 2024-25 Student Raya Tran Save | FAFSA Menu

Personal Circumstances Demographics **3** Financials 4 Colleges 5 Signature

### Family Size

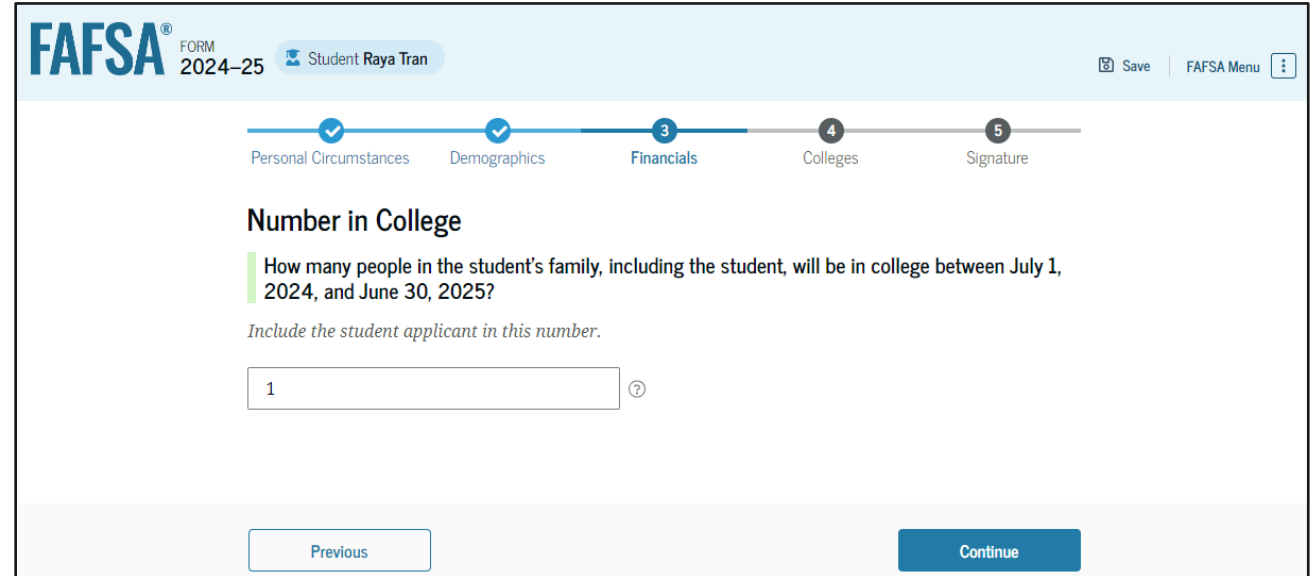
Is the student's family size different from the number of individuals claimed on their 2022 tax return?

Yes  No

Previous Continue

# Married Student Number in College

This page asks the student how many people in the family will be in college between July 1, 2024, and June 30, 2025. The student enters a response into the entry field.



The screenshot shows the FAFSA 2024-25 application interface for Student Raya Tran. The progress bar indicates that the 'Financials' section is currently being completed, with 'Personal Circumstances' and 'Demographics' already completed, and 'Colleges' and 'Signature' yet to be done. The 'Number in College' question asks: 'How many people in the student's family, including the student, will be in college between July 1, 2024, and June 30, 2025?' and includes the instruction 'Include the student applicant in this number.' The input field contains the number '1'. There are 'Previous' and 'Continue' buttons at the bottom of the form.

# Married Student Tax Return Information

The student is asked questions about their 2022 tax return. The student enters a response in each entry field.

The screenshot shows the FAFSA 2024-25 application interface for Student Raya Tran. The progress bar indicates that the 'Financials' section (step 3) is currently active, with 'Personal Circumstances' (step 1) and 'Demographics' (step 2) completed, and 'Colleges' (step 4) and 'Signature' (step 5) yet to be completed. The 'Financials' section is titled 'Student 2022 Tax Return Information' and includes instructions to refer to the student's 2022 tax return and convert all currency to U.S. dollars. Two input fields are visible: 'Amount of College Grants, Scholarships, or AmeriCorps Benefits Reported as Income to the IRS (optional)' and 'Foreign Earned Income Exclusion', both with a value of 0.00. The form includes 'Previous' and 'Continue' navigation buttons at the bottom.

FAFSA<sup>®</sup> FORM 2024-25 Student Raya Tran Save FAFSA Menu

Personal Circumstances Demographics **3** Financials 4 Colleges 5 Signature

### Student 2022 Tax Return Information

Refer to the student's 2022 tax return to answer the following questions.  
Convert all currency to U.S. dollars.

**Amount of College Grants, Scholarships, or AmeriCorps Benefits Reported as Income to the IRS (optional)**

*The student paid taxes on these grants, scholarships, or benefits. These usually apply to those renewing their FAFSA<sup>®</sup> form, not to first-time applicants.*

\$ 0 .00 ⓘ

**Foreign Earned Income Exclusion**

\$ 0 .00

Previous Continue

# Married Student Assets

The student is asked about their and their spouse's assets. The student enters a response in each entry field.

The screenshot shows the FAFSA 2024-25 application interface for Student Raya Tran. The 'Financials' step (3) is active, with a progress bar showing steps 1 (Personal Circumstances), 2 (Demographics), 3 (Financials), 4 (Colleges), and 5 (Signature). The 'Student Assets' section contains three input fields:

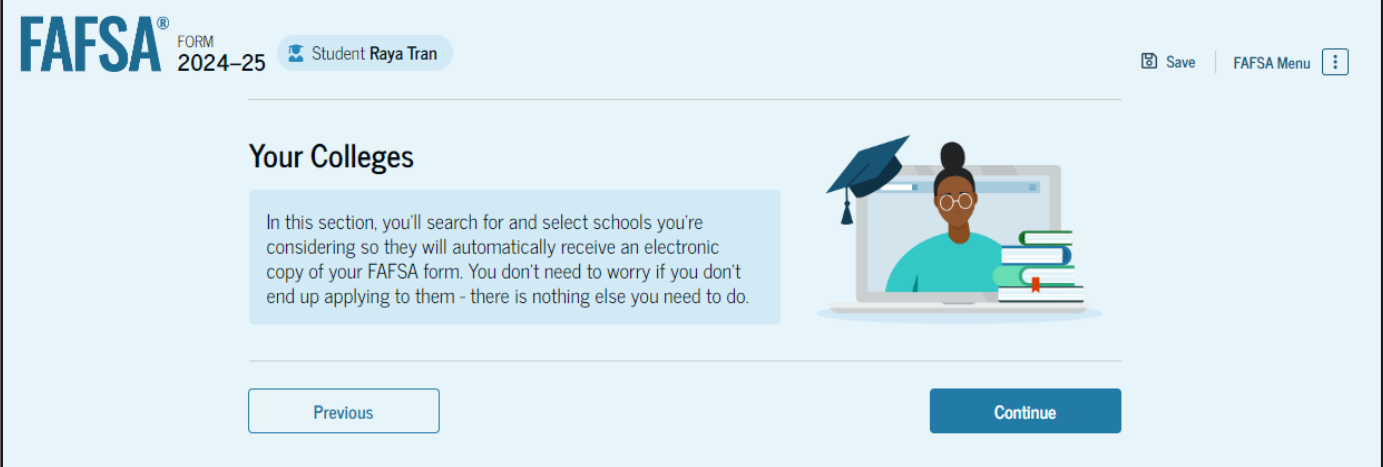
- Current Total of Cash, Savings, and Checking Accounts**  
*Don't include student financial aid*  
\$ 500 .00
- Current Net Worth of Businesses and Investment Farms**  
*Enter the net worth of the student's businesses or for-profit agricultural operations. Net worth is the value of the businesses or farms minus any debts owed against them.*  
\$ 0 .00
- Current Net Worth of Investments, Including Real Estate**  
*Don't include the home the student lives in. Net worth is the value of the investments minus any debts owed against them.*  
\$ 0 .00

Navigation buttons 'Previous' and 'Continue' are located at the bottom of the form.



# Introduction: Married Student Select Colleges

This is the first page in the Select Colleges section, which is the final part of the FAFSA® form's student section to require information. It provides an overview of the section.



The screenshot shows the FAFSA 2024-25 interface for a student named Raya Tran. The page is titled "Your Colleges" and includes a "Save" button and a "FAFSA Menu" icon in the top right corner. The main content area contains a text box explaining that schools selected here will receive an electronic copy of the FAFSA form. To the right of the text is an illustration of a student with a graduation cap and books. At the bottom, there are "Previous" and "Continue" buttons.

FAFSA® FORM 2024-25 Student Raya Tran Save FAFSA Menu

### Your Colleges

In this section, you'll search for and select schools you're considering so they will automatically receive an electronic copy of your FAFSA form. You don't need to worry if you don't end up applying to them - there is nothing else you need to do.

Previous Continue

# Married Student College Search

The student is asked to search for the colleges and/or career schools they would like to receive their FAFSA® information. The student searches for a school by entering a state, city, and/or school name. After selecting "Search," they select the correct school from the search results. Students can select to send their FAFSA information to a maximum of 20 schools.

FAFSA® FORM 2024-25 Student: **Raya Tran** Save | FAFSA Menu

Personal Circumstances Demographics Financials **Colleges** Signature

**Where should we send your FAFSA?**  
 Search for the colleges to which you'd like to send your FAFSA® information.  
 You can add up to 20 colleges to your FAFSA form.

0 of 20 Schools Selected View Selected Schools

Search by School Name Search by School Code

State  
 x ⓘ  
 California (CA) ⓘ  
 ⓘ

School Name - optional  
 ⓘ

Search

Previous Continue

<b>Rice University</b> Burlington, California (CA)	Federal School Code B09773	+ Select
<b>Rhodes College</b> Centerville, California (CA)	Federal School Code E89235	+ Select
<b>Smith College</b> Lexington, California (CA)	Federal School Code G92383	+ Select
<b>Macalester College</b> Madison, California (CA)	Federal School Code O38412	+ Select
<b>Wellesley College</b> Springfield, California (CA)	Federal School Code F09983	✓ Selected

Search and Select Schools

< Previous 1 2 3 4 5 Next >

Previous Continue

✓ 4 of 20 schools have been selected Search and Select Schools

# Married Student Selected Colleges

The student can view which colleges and/or career schools they have selected. If the student has not selected 20 schools, they have the option to search and select more schools, and for students in some states, they have the option to change the position of their selected schools. When the student selects "Continue," they will have completed entering the required student information for their section and can proceed to review and sign their form.

FAFSA<sup>®</sup> FORM 2024-25 Student: Raya Tran

Progress: Personal Circumstances (1) Demographics (2) Financials (3) **Colleges (4)** Signature (5)

**Selected Colleges**  
 These are the colleges you want to receive your FAFSA information  
 Review these schools and confirm your selection.

12 of 20 Schools Selected

Showing 1 to 10 of 12

University of California Northridge, CA	Federal School Code G03453	Remove   View Info
University of California Northridge, CA	Federal School Code G03453	Remove   View Info
University of California Northridge, CA	Federal School Code G03453	Remove   View Info

University of California  
Northridge, CA

Federal School Code  
G03453

Remove | View Info

Search and Select Schools

< Previous 1 2 Next >

Previous Continue

# Married Student Review Page

The review page displays the responses that the student has provided in the FAFSA® form. The student can view all their responses by selecting "Expand All" or expand each section individually. To edit a response, the student can select the question's hyperlink and will be taken to the corresponding page. Additionally, since the student invited their spouse into the form, they see the spouse contributor section and the status of their spouse's invite.

FAFSA® FORM 2024-25 Student Raya Tran Save FAFSA Menu

Take a moment to review before signing

Expand the sections below to review and edit the information you've entered before you sign your portion of the form.

Student Sections Expand All

Introduction	Personal Identifiers	⌵
Section 1	Personal Circumstances	⌵
Section 2	Demographics	⌵
Section 3	Financials	⌵
Section 4	Colleges	⌵
Section 5	Signature	⌵

# Married Student Signature

On this page, the student acknowledges the terms and conditions of the FAFSA® form and signs their section. After agreeing and signing, the student is able to submit their section of the FAFSA form. Since the student spouse information has not been provided, the FAFSA form is not considered complete and can't be processed yet.

The screenshot shows the FAFSA 2024-25 interface for Student Raya Tran. At the top, there is a progress bar with five steps: Personal Circumstances, Demographics, Financials, Colleges, and Signature. The Signature step is highlighted with a blue circle and the number 5. Below the progress bar, the heading "Sign and Complete Your Part" is displayed. A green-bordered box contains a "Summary" section with the following text: "This page confirms you understand the terms and conditions of the FAFSA form, and that you have filled it out accurately to the best of your ability. The FAFSA form is a legal document you will electronically sign with your FSA ID. Because this is associated with your personal information, do not share it with anyone." Below this box, there is a paragraph stating: "By signing this application electronically using your FSA ID (username and password) and/or any other credential or by signing a signature page and mailing it to us, YOU, THE STUDENT, certify that you" followed by a bulleted list of conditions:

- will use federal and/or state student financial aid only to pay the cost of attending an institution of higher education,
- are not in default on a federal student loan or have made satisfactory arrangements to repay it,
- do not owe money back on a federal student grant or have made satisfactory arrangements to repay it,
- will notify your school if you default on a federal student loan, and
- will not receive a Federal Pell Grant from more than one school for the same period of time.

# Married Student Signature (Continued)

---

By signing this application electronically using your username and password, and/or any other credential or by signing a signature page and mailing it to us, you certify that all of the information you provided is true and complete to the best of your knowledge and you agree, if asked to provide

- information that will verify the accuracy of your completed form, and
- U.S. or state income tax forms that you filed or are required to file.

You also certify that you understand that the secretary of education has the authority to verify information reported on your application with the Internal Revenue Service and other federal agencies.

If you sign this application or any document related to the federal student aid programs electronically using a username and password, and/or any other credential, you certify that you are the person identified by the username and password, and/or any other credential and have not disclosed that username and password, and/or any other credential to anyone else. If you purposely give false or misleading information, you may be fined up to \$20,000, sent to prison, or both.

## Sign Your FAFSA Form

I, Raya Tran, agree to the terms outlined above

Cancel

Submit

# Married Student Section Complete

Upon signing the student section, the student is presented the student section complete page. This page displays information for the student about next steps, including tracking their FAFSA® form. The student is reminded that their form is not completed and can't be submitted until their spouse completes the contributor section of the form and signs it. Next, in this scenario, the student's invited spouse will enter the FAFSA form and complete the spousal section.

FAFSA® FORM 2024-25 Student Raya Tran FAFSA Menu

**You're Almost There!**  
The student section is complete!

Spouse Contributor

**Requirements for Independent Students**  
Your FAFSA® form is not complete until your spouse fills in the contributor section of the form and signs it. Once completed, your FAFSA form will be submitted for processing.

[Manage Contributor Information](#)

Contributors	Role	Date Added	Status
	Spouse	7/26/2023	<a href="#">Invite Sent</a>

**Track and Manage Your FAFSA® Form and Contributors** [View Status](#)

Your application has been added to the "My Activity" section in your student aid account. Visit this section to keep track of your FAFSA status; review, edit, or delete information on your form; and monitor the status of your contributor(s).

# Married Student Section Complete (Continued)

## Here's What You Can Do Next



### Check Your Email

You will receive an email version of this page at the following email address:  
**rayaatran@gmail.com.**



### Your FAFSA® Form Still Needs Contributor Information

The contributor(s) you selected will receive an email invitation to join your form every seven days until the application is complete.

## Things You Should Know



### View Your FAFSA® Submission Summary

Once your application is complete and submitted, you can view your FAFSA Submission Summary, a summary of the information you provided on your FAFSA form. You'll be able to access the FAFSA Submission Summary one to three days after you submit your application by logging back in with your account username and password (FSA ID).



### Questions About Your Eligibility For Aid?

Visit the "FAFSA Help" page for more information.

[Get Help >](#)

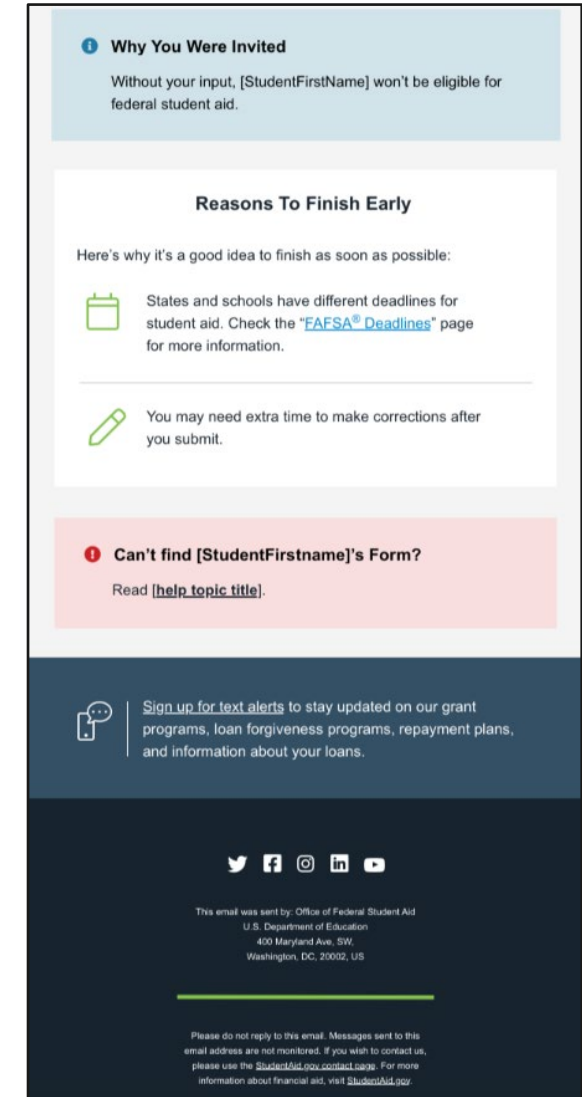
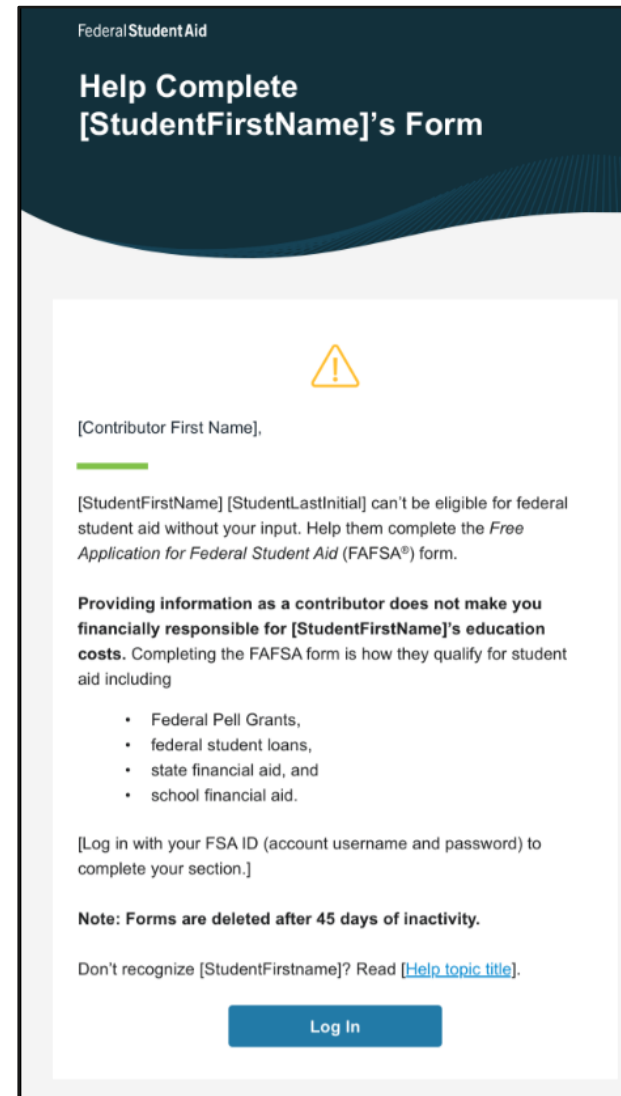
We strongly recommend that your parent(s) complete their own section. If that isn't possible, you can manually provide their information, but you will not be eligible for federal student aid, including grants and loans, until they provide consent and sign the form.

[Provide Parent Information Manually >](#)



# Student Spouse Email

This is NOT a view within StudentAid.gov nor the FAFSA® form. This view demonstrates a student spouse opening the FAFSA invitation from their email. The student spouse selects "Log In" and is taken to StudentAid.gov.



# Student Spouse Log In

The student spouse is taken from their email to the "Log In" page to enter their log-in credentials. To access the FAFSA® form, all users are required to have an FSA ID (account username and password). If the student spouse doesn't have an FSA ID, they can select "Create an Account."

The screenshot shows the Federal Student Aid website's login interface. At the top, there is a navigation bar with the Federal Student Aid logo, a search icon, and links for "Log In" and "Create Account". Below the navigation bar, the main content area features a "Log In" section with a blue "Log In" button. The login form includes fields for "Email, Phone, or FSA ID Username" (containing the text "test595011623") and "Password" (with a "Show Password" link). Below the login button are links for "Forgot My Username", "Forgot My Password", and "Create an Account". At the bottom of the page, there is a footer with social media icons, a "Site Feedback" link, and a "Help Center" link.

# Student Spouse Status Center – My Activity

After successfully logging in, the student spouse is taken to their "My Activity" page. The student spouse sees an invitation to be a contributor on the student's FAFSA® form.

The screenshot displays the 'My Activity' page on the Federal Student Aid website. At the top, there is a navigation bar with the Federal Student Aid logo, a search icon, and a user profile icon labeled 'Alcina'. Below the navigation bar, the page title 'My Activity' is followed by a section titled 'Currently Active'. A large light blue banner contains the text: 'You have been requested to be a Contributor on a FAFSA for Raya Tran. The Free Application for Federal Student Aid (FAFSA) form helps students apply for federal grants, work-study, and loans.' To the right of this text is a graphic with the word 'FAFSA' in large blue letters and an illustration of a person carrying a backpack. Below the banner are two white boxes. The first box is titled 'Borrower Defense Case #07688447' and includes a yellow 'Action Required' tag and the text 'Last Updated: 06/27/2022'. The second box is titled 'PSLF Application' and includes a yellow 'Action Required' tag, the text 'Last Updated: 06/22/2022', and a logo for 'The Peace Corps'.

# Student Spouse Contributing to the FAFSA® Form

---

This page provides information about being a contributor on a FAFSA® form.

This screenshot is currently unavailable. It will be available in a future preview presentation scheduled for December 2023.

# Student Spouse Identity Information

---

This is the first page within the student spouse section. The student spouse can verify that their personal information is correct. To update any of the personal information, the student spouse must access their Account Settings on StudentAid.gov. For fields related to the student spouse's mailing address, the student spouse can edit them directly on this page.

This screenshot is currently unavailable. It will be available in a future preview presentation scheduled for December 2023.

# Student Spouse Identity Information (Continued)

---

This screenshot is currently unavailable. It will be available in a future preview presentation scheduled for December 2023.

# Student Spouse Provides Consent

This page informs the student spouse about consent and their federal tax information. By providing consent, the student spouse's federal tax information is transferred directly into the FAFSA® form from the IRS to help complete the Student Spouse Financials section. The student spouse selects "Approve" to provide consent and is taken to the next page.

**FAFSA** FORM 2024-25 Parent of Raya Tran Save FAFSA Menu

### Provide Consent or the Student Will Be Ineligible for Federal Student Aid

**Summary**

Your consent is needed to retrieve and disclose federal tax information (FTI). With your consent, we can obtain tax return information automatically from the IRS to help you complete your section of the student's FAFSA® form. If you don't provide consent, the student will not be eligible for federal student aid, including grants and loans. You must provide consent even if you didn't file a U.S. federal tax return or any tax return at all.

- Get your 2022 tax return information for the 2024-25 FAFSA form.
- Tax return information is required to complete the FAFSA form.
- FTI is used to determine the student's eligibility for federal student aid.

Under penalty of law, I certify that I am the individual associated with the FSA ID log-in credentials used to access the FAFSA form to provide the necessary approval and consent for the disclosure and use of my federal tax information (FTI) from the U.S. Department of the Treasury. By accepting below, I approve and consent to:

- The U.S. Department of Education to disclose my Social Security number, last name, and date of birth to the U.S. Department of the Treasury in order to obtain my FTI only for the purpose of determining the eligibility for, and the amount of, federal student aid for myself or of others for which I participated and shared my FTI by a program authorized under subpart 1 of Part A, Part C, or Part D of Title IV of the *Higher Education Act of 1965*, as amended.
- The use of my FTI by U.S. Department of Education officials and contractors (as defined in 26 U.S.C. § 6103(i)(13)), only for the purpose of determining the eligibility for, and amount of, federal student aid for myself or of others for which I participated and shared my FTI by a program authorized under Title IV of the *Higher Education Act of 1965*, as amended.
- The U.S. Department of Education to redisclose my FTI received from the U.S. Department of the Treasury, pursuant to 26 U.S.C. 6103(i)(13)(D)(iii), which includes:
  - institutions of higher education participating in the federal student aid programs authorized under the *Higher Education Act of 1965*, as amended;
  - state higher education agencies; and
  - scholarship organizations designated prior to Dec. 19, 2019, by the Secretary of Education.
- The use of my FTI for the application, award, and administration of student aid awarded by the federal government, institutions of higher education, state higher education agencies, and designated scholarship organizations.
- The redisclosure of my FTI to any future 2024-25 FAFSA forms for which I elect to participate (e.g., if I elect to participate in my child's FAFSA form or to complete my own FAFSA form after participating in another FAFSA form). My FTI will be redisclosed to these additional applications upon my affirmation to participate. I understand that I may decline an invitation to participate, which will prevent the transfer of my FTI to that FAFSA form.

# Student Spouse Provides Consent (Continued)

By approving and consenting, I further understand:

- My approval and consent are a condition of my eligibility or of others for which I have participated and shared my FTI for federal student aid, even if I did not file a U.S. federal tax return.
- FTI received from the U.S. Department of Treasury will supersede any manually entered financial or income information on the FAFSA form.
- The U.S. Department of Education may request updated tax information from the U.S. Department of Treasury once consent is provided. If FTI has changed (e.g., amended tax return filed with revised FTI), then eligibility for and amounts of federal, state, and institutional financial aid may change.
- If I do not approve and consent to the disclosure of my FTI, the U.S. Department of Education will be unable to calculate my eligibility for federal student aid or the eligibility of others who have requested that I share my FTI on their FAFSA form.
- I am permitted to revoke my approval and consent for the disclosure and use of my FTI, as outlined herein, at StudentAid.gov. However, by revoking such approval and consent, neither I nor other applicants for which I participated and shared my FTI will be eligible for future federal student aid and/or other financial aid program that used FTI to make determinations for eligibility of aid awarded by an institution of higher education, state higher education agency, or other designated scholarship organization.

— Frequently Asked Questions —

Who should provide consent? ⌵

---

If I'm married and didn't file a joint tax return with my current spouse, does my spouse have to provide consent for you to access their tax information? ⌵

---

What happens after I provide consent? ⌵

---

What happens if I revoke consent? ⌵

---

What happens if I decline consent? ⌵

Select "Approve" to consent to using your tax information to determine the student's eligibility for federal student aid. If you select "Decline," the student will not be eligible for federal student aid.

Previous
Decline
Approve



# Introduction: Student Spouse Financials

---

This is the first page within the Student Spouse Financials section. It provides an overview of the section.

This screenshot is currently unavailable. It will be available in a future preview presentation scheduled for December 2023.

# Student Spouse Tax Return Information

---

The student spouse is asked questions about their 2022 tax return. The student spouse enters a response in each entry field.

This screenshot is currently unavailable. It will be available in a future preview presentation scheduled for December 2023.

# Student Spouse Review Page

---

The review page displays the responses that the student spouse has provided in the FAFSA® form. In this scenario, the student spouse can only view responses within the student spouse section of the student's FAFSA form. The student spouse can view all their responses by selecting "Expand All" or expand each section individually. To edit a response, the student spouse can select the question's hyperlink to be taken to the corresponding page.

This screenshot is currently unavailable. It will be available in a future preview presentation scheduled for December 2023.

# Student Spouse Signature

---

On this page, the student spouse acknowledges the terms and conditions of the FAFSA® form and signs their section. Since all required sections are complete, the student spouse can both sign and submit the student's FAFSA form.

This screenshot is currently unavailable. It will be available in a future preview presentation scheduled for December 2023.

# Student Spouse Confirmation

Upon submitting the student's FAFSA® form, the student spouse is presented an abbreviated confirmation page. This page displays information about tracking the student's FAFSA form and next steps. The student will receive an email with the full, detailed confirmation. With the student and student spouse sections completed and signed, the FAFSA form is now considered complete and submitted for processing.

FAFSA® FORM 2024-25 Parent of Raya Tran Save FAFSA Menu

**Congratulations,**  
the FAFSA® Form Is Complete!

Raya Tran  
Completion Date  
10/12/2024

### What Happens Next

- Email sent**  
Confirm that the student received an email version of this page.
- The Student Will Receive Notification of Processing**  
In one to three days, the student will receive a notification by email that their FAFSA form was processed and sent to the student's schools.
- The Student Will Receive School Communications**  
We use the information collected on the student's FAFSA form to calculate their Student Aid Index (SAI). The SAI lets schools determine how much aid the student is eligible to receive. Schools will reach out to the student if they need more information. They will also contact the student with financial aid offers. Once received, the student can contact their financial aid offices directly to ask questions about their student aid packages.

**Track and Manage the Student's FAFSA® Form** [View Status](#)

You can check the status of the student's application in the "My Activity" section of your StudentAid.gov account. We will let you know if we need anything more from you.

# Independent Student Who Is Single and a Non-Tax Filer

---

# Independent Student FAFSA® Form Landing Page

This is the main FAFSA® form landing page. On this page, students are directed to "Start a New Form" or "Edit Existing Form." For the purpose of this presentation, the student is beginning a new application.

The screenshot shows the Federal Student Aid website's FAFSA form landing page. At the top, there is a navigation bar with the Federal Student Aid logo, a search icon, and links for 'Log In' and 'Create Account'. Below the navigation bar, a large banner features the text 'Get Money to Pay for School' and 'Use the Free Application for Federal Student Aid (FAFSA®) form to apply for financial aid for college or graduate school.' To the right of this text is a large graphic of the word 'FAFSA' in blue, with a person sitting on top of the 'A' and another person sitting on the 'S'. Below the banner, there are two buttons: 'Start a New Form' and 'Edit Existing Form'. A link for '2023-24 Form' is also visible. Below the buttons, there is a section for 'Check FAFSA® Deadlines for the State You Live In' with dropdown menus for 'School Year' and 'State of Residence', and a 'Find Deadlines' button. At the bottom, there are three informational cards: 'Who Should Complete This?' (Any student, regardless of income, who wants to be considered for federal, state, and school financial aid programs, which includes scholarships, grants, loans, and Federal work-study.), 'How Long Will it Take?' (It takes most people less than an hour to complete, including gathering any documents or data needed.), and 'What Do I Need?' (Listed items: Verified StudentAid.gov account, Social Security Number, Parent or spouse contributor email addresses, Income and asset information, if required).

# Independent Student Log In

If the student selects "Start a New Form" from the FAFSA® landing page and they are not logged in to StudentAid.gov, they are taken to the "Log In" page to enter their log-in credentials. To access the FAFSA form, all students are required to have an FSA ID (account username and password). If the student doesn't have an FSA ID, they can select "Create an Account."

The screenshot shows the Federal Student Aid website's log-in interface. At the top, there is a navigation bar with the Federal Student Aid logo, a search icon, and links for "Log In" and "Create Account". Below the navigation bar, the main content area features a "Log In" section with a blue "Log In" button. The form includes two input fields: "Email, Phone, or FSA ID Username" (containing "test595011023") and "Password" (containing masked characters). Below the password field is a "Show Password" link. Underneath the "Log In" button are links for "Forgot My Username" and "Forgot My Password", and a "Create an Account" link. At the bottom of the log-in section is a link for "Help Me Log In to My Account". The footer contains additional navigation links such as "Help Center", "Contact Us", "Site Feedback", "About Us", "Announcements", "Data Center", "Resources", and "Forms Library".



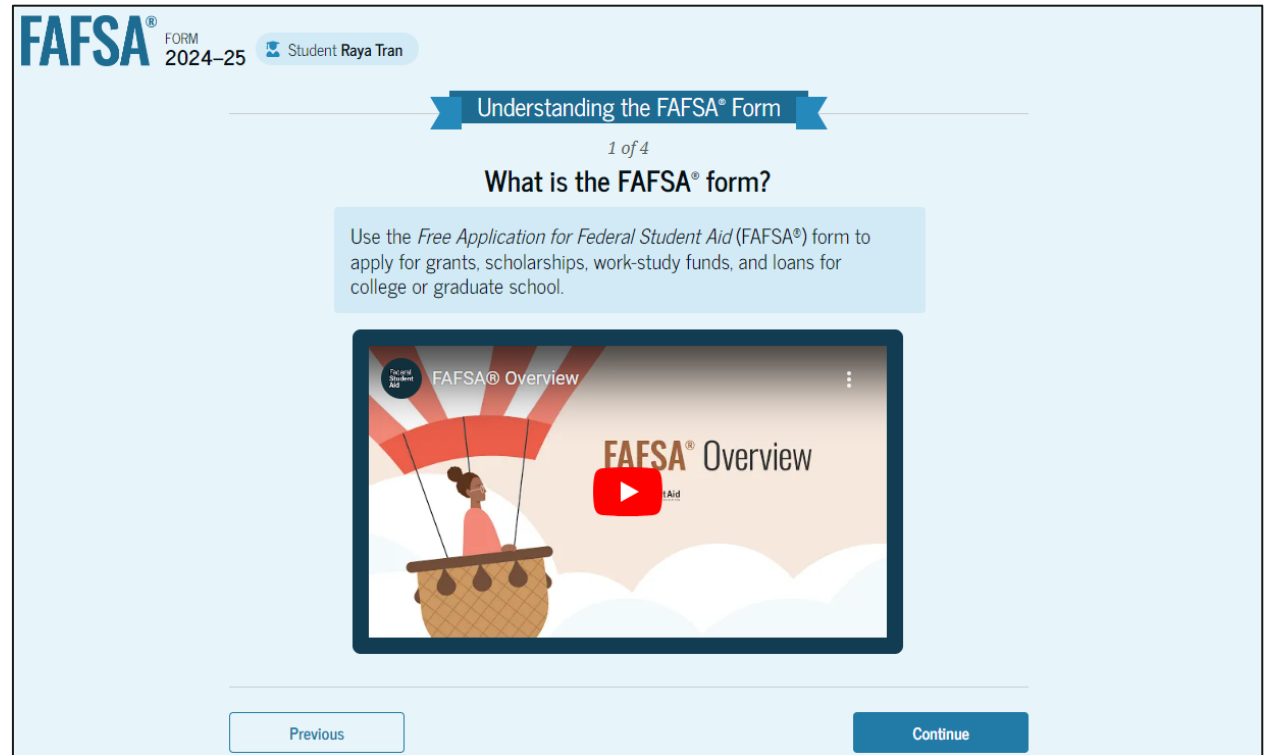
# Independent Student Roles

After logging in, the student selects the applicable role to fill out the FAFSA® form: “Student.”

The screenshot displays the FAFSA 2024-25 login interface. At the top left, it says "FAFSA® FORM 2024-25". The main header area features a light blue background with illustrations of hot air balloons and a banner that reads "Welcome, Raya, to the FAFSA® Form". Below this, a green line indicates the user's role: "I am starting the FAFSA form as a". Two options are presented in rounded rectangular boxes: "Student" with a graduation cap icon and a selected radio button, and "Parent" with a family icon and an unselected radio button. At the bottom, there are "Previous" and "Continue" buttons.

# Independent Student Onboarding (1 of 4)

When the student starts the 2024–25 FAFSA® form for the first time, they are taken through the FAFSA onboarding process. The first onboarding page provides an overview of the FAFSA form and an accompanying video.



The screenshot displays the FAFSA onboarding interface. At the top left, it shows 'FAFSA® FORM 2024–25' and the user's name 'Student Raya Tran'. A blue banner indicates the current step: 'Understanding the FAFSA Form', which is '1 of 4' steps. The main heading is 'What is the FAFSA® form?'. Below this, a text box explains that the 'Free Application for Federal Student Aid (FAFSA®) form' is used to apply for grants, scholarships, work-study funds, and loans for college or graduate school. A video player is embedded, showing a 'FAFSA® Overview' video with a red play button. At the bottom, there are 'Previous' and 'Continue' navigation buttons.

# Independent Student Onboarding (2 of 4)

The second FAFSA® onboarding page provides information about the different roles that may be required to participate in the student's FAFSA form and documents that may be needed to fill out the form.

FAFSA® FORM 2024-25 Student Raya Tran

## Understanding the FAFSA® Form

2 of 4

### Contributors to the FAFSA® Form



**Parents or Spouses**

Your answers on the FAFSA form will determine if any contributors need to be identified. These contributors will complete their own sections of the form and are asked to provide personal and financial information, but will not become financially responsible for your education.



**How to Invite**

Contributors will need to log in with their own FSA ID to provide their information. To invite a contributor to your FAFSA form, you'll need to provide their name, date of birth, Social Security number, and email address.

Information or Documents You May Need ^

You might need the following information or documents as you fill out the FAFSA form:

- Tax returns
- Records of child support received
- Current balances of cash, savings, and checking accounts
- Net worth of investments, businesses, and farms

Previous Continue

# Independent Student Onboarding (3 of 4)

The third FAFSA® onboarding page provides information about the types of questions the student can expect to see and how they can get additional help with filling out the FAFSA form.

The screenshot shows the FAFSA 2024-25 onboarding interface for a student named Raya Tran. The page is titled 'Understanding the FAFSA® Form' and is the third step of a four-step process. The current step is 'What To Expect', which is estimated to take 1 hour. A text box explains that every contributor must provide consent for the student to be eligible for federal student aid, and that the system can automatically obtain federal tax information from the IRS to help complete the form. At the bottom, there are 'Previous' and 'Continue' buttons.

FAFSA® FORM 2024-25 Student Raya Tran

Understanding the FAFSA® Form

3 of 4

**What To Expect**

How long will this take? 1 hour

Every contributor must provide consent for you to be eligible for federal student aid. With your consent, we can obtain your federal tax information automatically from the IRS to help you complete the FAFSA® form. You can save the form and return to it later if you need more time.

Previous Continue

# Independent Student Onboarding (4 of 4)

The last FAFSA® onboarding page provides information about what to expect once the FAFSA form is completed and submitted. On this page, the student can select "Start the FAFSA form" to begin.

**FAFSA**® FORM 2024-25 Student Raya Tran

## Understanding the FAFSA® Form

4 of 4

### After Submitting the FAFSA® Form

After submission, you'll need to check on the status of your FAFSA® form and make corrections, if required.

- Your form will be processed in 1-3 days.
- You'll receive a FAFSA Submission Summary. It will include the Student Aid Index (SAI), a number used to determine federal student aid eligibility.
- Schools will use your SAI to create your financial aid offer that explains the types and amounts of aid they are offering you. Most schools will wait to send you an aid offer only after they accept you for admission.

[Previous](#) [Start FAFSA form](#)

# Independent Student Identity Information

This is the first page within the student section. The student can verify that their personal information is correct. To update any of the personal information, the student must access their Account Settings on StudentAid.gov. For fields related to the student's mailing address, the student can edit them directly on this page.

The screenshot shows the FAFSA 2024-25 interface for Student Raya Tran. The page title is "Student Identity Information" and it includes a instruction to review the information before moving forward. The student's details are listed as follows:

Name	Raya A. Tran
Date of Birth	05/05/1995
Social Security Number	•••••-1234
Email Address	rayaatran@gmail.com
Mobile Phone Number	(555) 555-5555

At the bottom, there is a note: "To update this information for all federal student aid communications, go to [Account Settings](#)."

# Independent Student Identity Information (Continued)

**Permanent Mailing Address**  
*Include apartment number.*

12345 Sesame Street

City

New York

State

New York (NY) ▾

Zip Code

67891

Country

United States of America (US) ▾

[Previous](#) [Continue](#)

# Independent Student State of Legal Residence

The student is asked about their state of legal residence. The student selects the state from a dropdown box and provides the month and year when they became a legal resident.

FAFSA<sup>®</sup> FORM 2024-25 Student Raya Tran Save FAFSA Menu

### Student State of Legal Residence

State  
New York (NY) ?

Date the Student Became a legal Resident  
Month Year  
01 2000 ?

Previous Continue



# Independent Student Provides Consent

This page informs the student about consent and their federal tax information. By providing consent, the student's federal tax information is transferred directly into the FAFSA® form from the IRS to help complete the Student Financials section. The student selects "Approve" to provide consent and is taken to the next page.

**FAFSA** FORM 2024-25 Student: Raya Tran Save FAFSA Menu

### Provide Consent or Be Ineligible for Federal Student Aid

**Summary**

Your consent is needed to retrieve and disclose federal tax information (FTI). With your consent, we can obtain tax return information automatically from the IRS to help you complete the FAFSA® form. If you don't provide consent, you will not be eligible for federal student aid, including grants and loans. You must provide consent even if you didn't file a U.S. federal tax return or any tax return at all.

- Get your 2022 tax return information for the 2024-25 FAFSA form.
- Tax return information is required to complete the FAFSA form.
- FTI is used to determine your eligibility for federal student aid.

Under penalty of law, I certify that I am the individual associated with the FSA ID log-in credentials used to access the FAFSA form to provide the necessary approval and consent for the disclosure and use of my federal tax information (FTI) from the U.S. Department of the Treasury. By accepting below, I approve and consent to:






- The U.S. Department of Education to disclose my Social Security number, last name, and date of birth to the U.S. Department of the Treasury in order to obtain my FTI only for the purpose of determining the eligibility for, and the amount of, federal student aid for myself or of others for which I participated and shared my FTI by a program authorized under subpart 1 of Part A, Part C, or Part D of Title IV of the *Higher Education Act of 1965*, as amended.
- The use of my FTI by U.S. Department of Education officials and contractors (as defined in 26 U.S.C. § 6103(i)(13)), only for the purpose of determining the eligibility for, and amount of, federal student aid for myself or of others for which I participated and shared my FTI by a program authorized under Title IV of the *Higher Education Act of 1965*, as amended.
- The U.S. Department of Education to redisclose my FTI received from the U.S. Department of the Treasury, pursuant to 26 U.S.C 6103(i)(13)(D)(iii), which includes:
  - institutions of higher education participating in the federal student aid programs authorized under the *Higher Education Act of 1965*, as amended;
  - state higher education agencies; and
  - scholarship organizations designated prior to Dec. 19, 2019, by the Secretary of Education.
- The use of my FTI for the application, award, and administration of student aid awarded by the federal government, institutions of higher education, state higher education agencies, and designated scholarship organizations.
- The redisclosure of my FTI to any future 2024-25 FAFSA forms for which I elect to participate (e.g., if I elect to participate in my child's FAFSA form or to complete my own FAFSA form after participating in another FAFSA form). My FTI will be redisclosed to these additional applications upon my affirmation to participate. I understand that I may decline an invitation to participate, which will prevent the transfer of my FTI to that FAFSA form.

# Independent Student Provides Consent (Continued)

By approving and consenting, I further understand:

- My approval and consent are a condition of my eligibility or of others for which I have participated and shared my FTI for federal student aid, even if I did not file a U.S. federal tax return.
- FTI received from the U.S. Department of Treasury will supersede any manually entered financial or income information on the FAFSA form.
- The U.S. Department of Education may request updated tax information from the U.S. Department of Treasury once consent is provided. If FTI has changed (e.g., amended tax return filed with revised FTI), then eligibility for and amounts of federal, state, and institutional financial aid may change.
- If I do not approve and consent to the disclosure of my FTI, the U.S. Department of Education will be unable to calculate my eligibility for federal student aid or the eligibility of others who have requested that I share my FTI on their FAFSA form.
- I am permitted to revoke my approval and consent for the disclosure and use of my FTI, as outlined herein, at StudentAid.gov. However, by revoking such approval and consent, neither I nor other applicants for which I participated and shared my FTI will be eligible for future federal student aid and/ or other financial aid program that used FTI to make determinations for eligibility of aid awarded by an institution of higher education, state higher education agency, or other designated scholarship organization.

## Frequently Asked Questions

- Who should provide consent? 
- If I'm married and didn't file a joint tax return with my current spouse, does my spouse have to provide consent for you to access their tax information? 
- What happens after I provide consent? 
- What happens if I revoke consent? 
- What happens if I decline consent? 

Select "Approve" to consent to using your tax information to determine your eligibility for federal student aid. If you select "Decline," you will not be eligible for federal student aid.

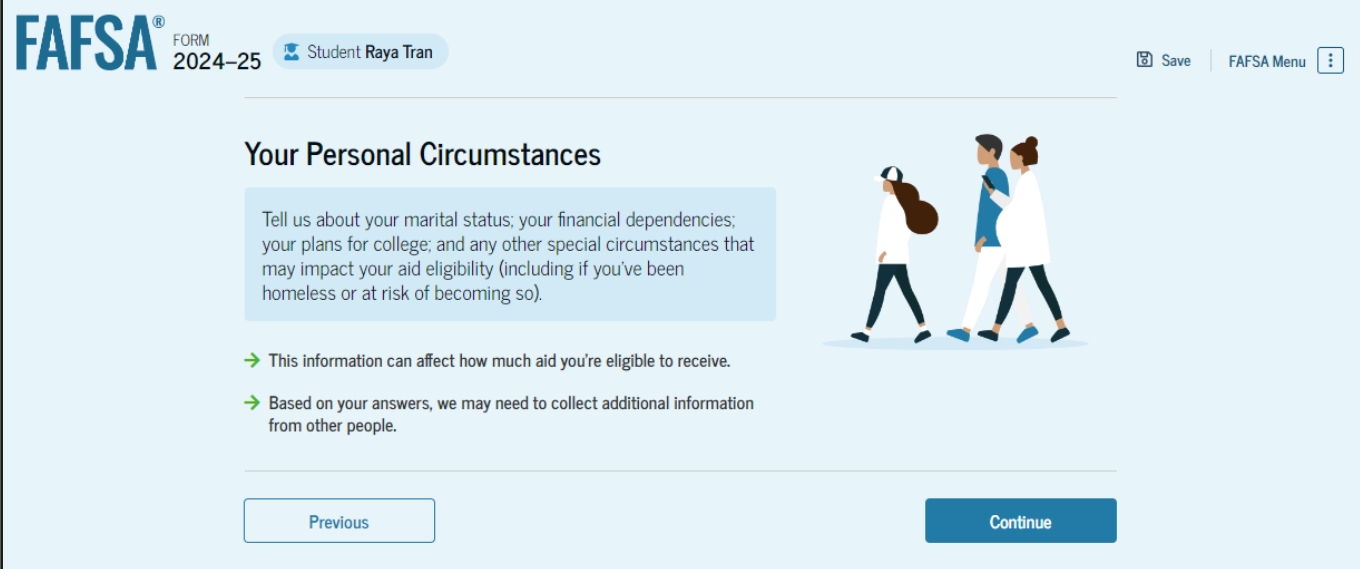
Previous

Decline

Approve

# Introduction: Independent Student Personal Circumstances

This is the first page within the Student Personal Circumstances section. It provides an overview of the section.



The screenshot shows the FAFSA 2024-25 interface for Student Raya Tran. The page title is "Your Personal Circumstances". The main text asks the user to provide information about marital status, financial dependencies, college plans, and other special circumstances that may affect aid eligibility. Two bullet points explain that this information affects aid eligibility and that additional information may be required. The page includes "Previous" and "Continue" buttons at the bottom.

**FAFSA** FORM 2024-25 Student Raya Tran Save FAFSA Menu

## Your Personal Circumstances

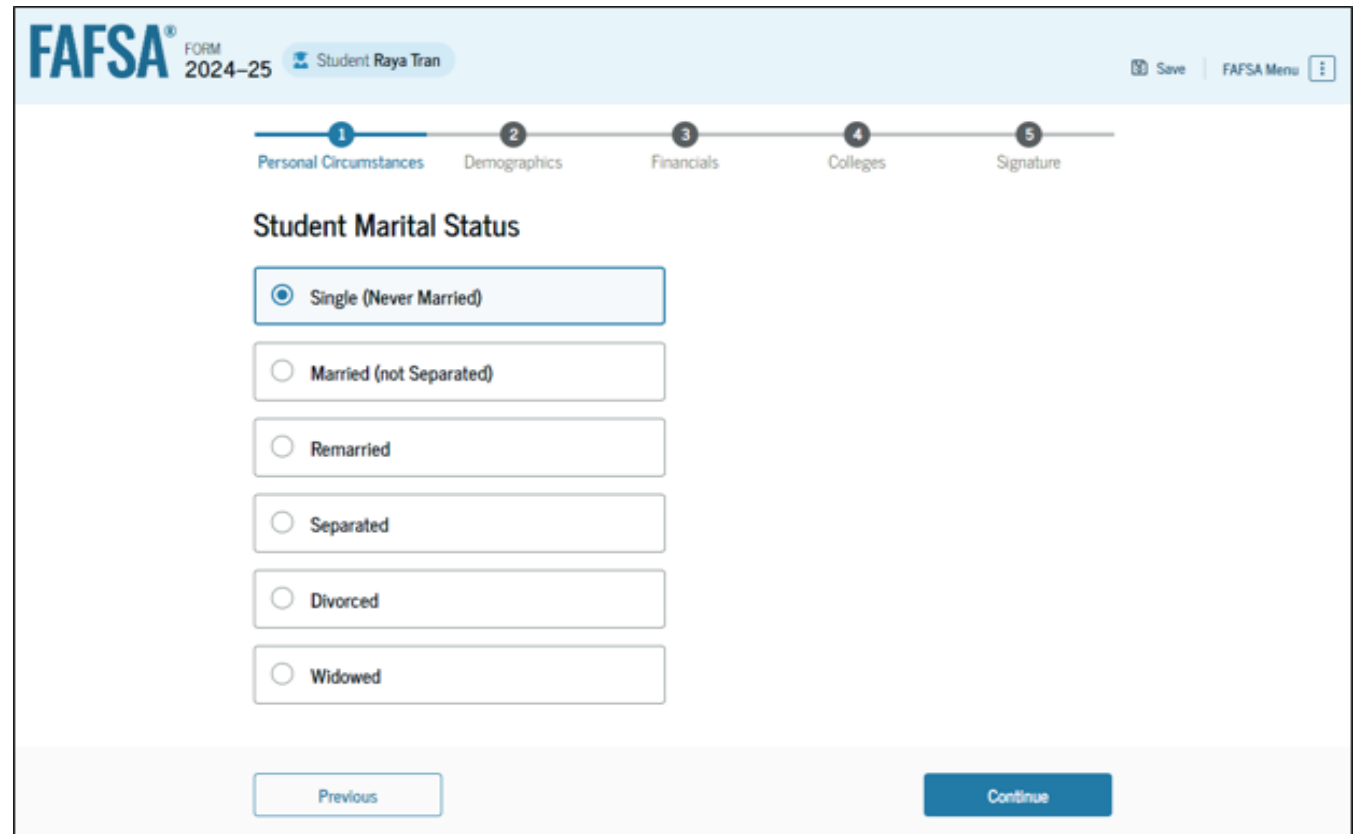
Tell us about your marital status; your financial dependencies; your plans for college; and any other special circumstances that may impact your aid eligibility (including if you've been homeless or at risk of becoming so).

- This information can affect how much aid you're eligible to receive.
- Based on your answers, we may need to collect additional information from other people.

Previous Continue

# Independent Student Marital Status

The student is asked about their marital status. The student selects the "Single (Never Married)" option.



The screenshot shows the FAFSA 2024-25 interface for Student Raya Tran. The progress bar indicates the current step is 1, Personal Circumstances. The "Student Marital Status" section is active, with the following options:

- Single (Never Married)
- Married (not Separated)
- Remarried
- Separated
- Divorced
- Widowed

Navigation buttons "Previous" and "Continue" are visible at the bottom of the form.

# Independent Student College or Career School Plans

The student is asked about their college grade level for the 2024–25 school year and if they will have their first bachelor's degree. The student selects that they will be a "First Year (freshman)" and that they will not have their first bachelor's degree.

The screenshot shows the FAFSA 2024-25 interface for Student Raya Tran. The progress bar indicates the user is on step 4, 'Colleges', out of 5 steps: 1. Personal Circumstances, 2. Demographics, 3. Financials, 4. Colleges, and 5. Signature. The current section is titled 'Student College or Career School Plans'. It contains two questions with radio button options:

- Question 1: "When the student begins the 2024–25 school year, what will their college grade level be?"
  - First Year (freshman)
  - Second Year (sophomore)
  - Other undergraduate (junior or senior)
  - College graduate, professional, or beyond (MBA, M.D., Ph.D., etc.)
- Question 2: "When the student begins the 2024–25 school year, will they have their first bachelor's degree?"
  - Yes
  - No

At the bottom of the form, there are two buttons: 'Previous' and 'Continue'.

# Independent Student Personal Circumstances

The student is asked if any of the listed personal circumstances apply to them. The student selects the "None of these apply" option.

The screenshot shows the FAFSA 2024-25 interface for Student Raya Tran. The progress bar indicates the current step is 1, Personal Circumstances. The section title is "Student Personal Circumstances" with the instruction "Select all that apply." Below this, there are eight checkboxes, each with a corresponding description of a personal circumstance. The "None of these apply" checkbox is selected.

FAFSA<sup>®</sup> FORM 2024-25 Student Raya Tran Save FAFSA Menu

1 Personal Circumstances 2 Demographics 3 Financials 4 Colleges 5 Signature

### Student Personal Circumstances

Select all that apply.

- The student is currently serving on active duty in the U.S. armed forces for purposes other than training.
- The student is a veteran of the U.S. armed forces.
- The student has children or other people (excluding their spouse) who live with them and receive more than half of their support from the student now and between July 1, 20XX and June 30, 20XX.
- At any time since the student turned 13, they were an orphan (no living biological or adoptive parent).
- At any time since the student turned 13, they were a ward of the court.
- At any time since the student turned 13, they were in foster care.
- The student is or was a legally emancipated minor, as determined by a court in their state of residence.
- The student is or was in a legal guardianship with someone other than their parent or stepparent, as determined by a court in their state of residence.
- None of these apply

Previous Continue

# Independent Student Other Circumstances

The student is asked if they are homeless or at risk of being homeless. The student selects "No."

FAFSA<sup>®</sup> FORM 2024-25 Student Raya Tran Save FAFSA Menu

1 Personal Circumstances 2 Demographics 3 Financials 4 Colleges 5 Signature

### Student Other Circumstances

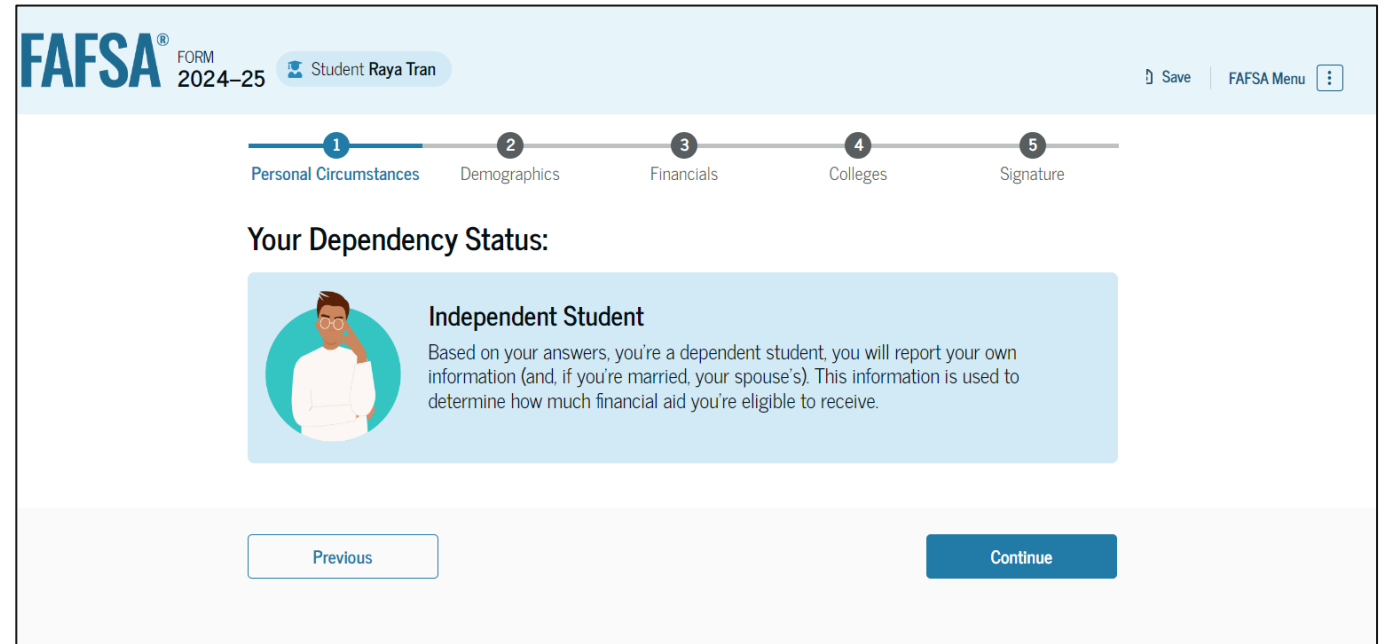
At any time on or after July 1, 2023, was the student unaccompanied and either (1) homeless or (2) self-supporting and at risk of being homeless?

Yes  No

Previous Continue

# Student Dependency Status: Independent Student

Because the student's date of birth is before Jan. 1, 2001, they are considered an independent student.

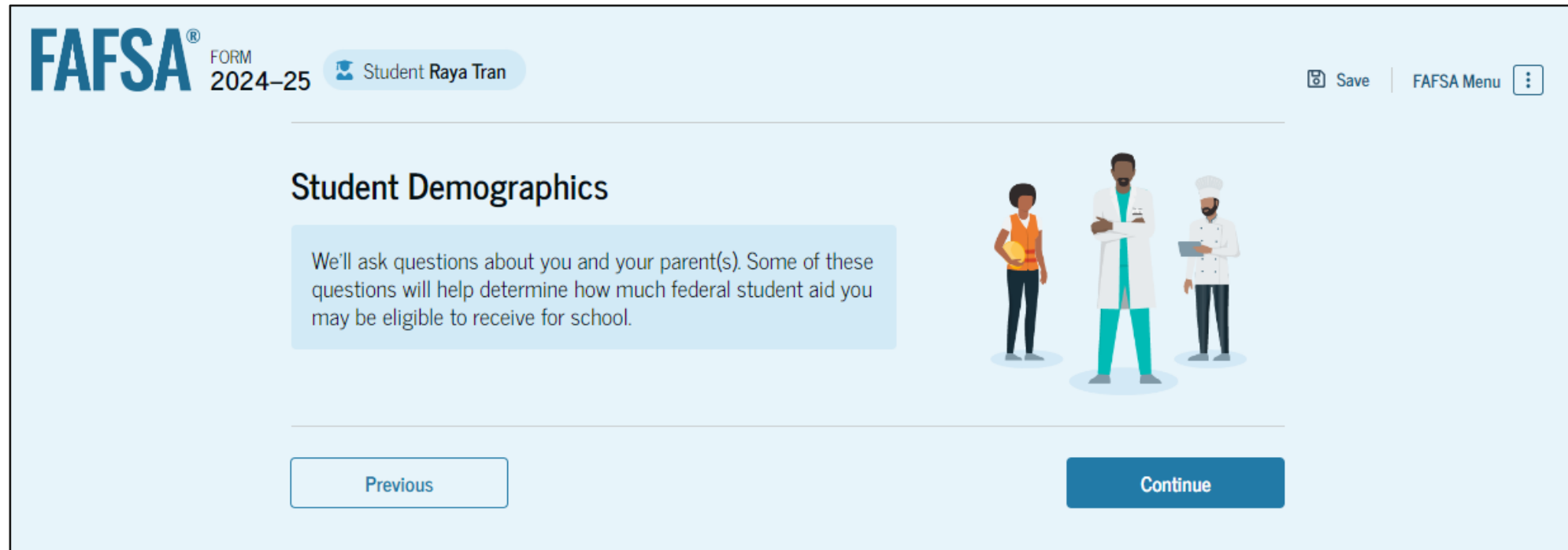


The screenshot displays the FAFSA 2024-25 application interface for Student Raya Tran. The progress bar at the top indicates the following steps: 1. Personal Circumstances (highlighted), 2. Demographics, 3. Financials, 4. Colleges, and 5. Signature. The main content area shows the 'Your Dependency Status' section, which includes an illustration of a student and the text: 'Independent Student. Based on your answers, you're a dependent student, you will report your own information (and, if you're married, your spouse's). This information is used to determine how much financial aid you're eligible to receive.' At the bottom of the screen, there are 'Previous' and 'Continue' buttons.



# Introduction: Independent Student Demographics

This is the first view within the Student Demographics section. It provides an overview of the section.



# Independent Student Demographic Information

The student is asked about their gender identity and if they are transgender. The student selects their response from the options for both questions.

FAFSA<sup>®</sup> FORM 2024-25 Student Raya Tran Save FAFSA Menu

1 Personal Circumstances 2 Demographics 3 Financials 4 Colleges 5 Signature

### Student Demographic Information

Questions Used for Research Purposes Only and Do Not Affect Federal Student Aid Eligibility

Your answers will not

- affect the student's eligibility for federal student aid,
- be used in any calculations, and
- be shared with the schools to which the student applies.

What is the student's gender?

Male

Female

Nonbinary or another gender

Prefer not to answer

Is the student transgender?

Yes

No

Prefer not to answer

Previous Continue

# Independent Student Race and Ethnicity

The student is asked if they are of Hispanic, Latino, or Spanish origin. They are also asked about their race. The student selects checkboxes to answer both questions.

FAFSA<sup>®</sup> FORM 2024-25 Student: Raya Tran Save FAFSA Menu

1 Personal Circumstances 2 Demographics 3 Financials 4 Colleges 5 Signature

### Student Race and Ethnicity

Questions Used for Research Purposes Only and Do Not Affect Federal Student Aid Eligibility

Your answers will not

- affect the student's eligibility for federal student aid.
- be used in any calculations, and
- be shared with the schools to which the student applies.

Is the student of Hispanic, Latino, or Spanish origin?

Select all that apply.

No, not of Hispanic, Latino, or Spanish origin

Yes, Mexican, Mexican American, or Chicano

Yes, Puerto Rican

Yes, Cuban

Yes, another Hispanic, Latino, or Spanish origin

Prefer not to answer

### What is the student's race?

Select all that apply.

White

Black or African American

Asian

American Indian or Alaska Native

Native Hawaiian or Other Pacific Islander

Prefer not to answer

Previous Continue

# Independent Student Citizenship Status

The student is asked about their citizenship status. The student selects the "U.S. citizen or national" option.

The screenshot displays the FAFSA 2024-25 application interface for Student Raya Tran. The progress bar at the top indicates the current step is 2, Demographics, with 1 step completed (Personal Circumstances) and 4 steps remaining (Financials, Colleges, Signature). The main section is titled "Student Citizenship Status" and contains three radio button options: "U.S. citizen or national" (selected), "Eligible noncitizen", and "Neither U.S. citizen nor eligible noncitizen". Navigation buttons for "Previous" and "Continue" are located at the bottom of the form.

# Independent Student's Parent Education Status

The student is asked about their parents' education status. The student selects the "No" option.

The screenshot displays the FAFSA 2024-25 application interface for Student Raya Tran. The progress bar at the top indicates the following steps: 1. Personal Circumstances (completed), 2. Demographics (current step), 3. Financials, 4. Colleges, and 5. Signature. The 'Parent Education Status' section asks, 'Did either of the student's parents attend college?'. Three radio button options are available: 'Yes', 'No' (which is selected), and 'Don't know'. At the bottom of the form, there are 'Previous' and 'Continue' buttons.

# Independent Student's Parent Killed in Line of Duty

Since the student is under the age of 33, they are asked if their parent was killed in the line of duty. The student selects the "No" option.

The screenshot shows the FAFSA 2024-25 application interface for Student Raya Tran. The progress bar indicates the user is on step 2, Demographics. The question is: "Was the student's parent or guardian killed in the line of duty while (1) serving on active duty as a member of the Armed forces on or after September 11, 2001 or (2) performing official duties as a public safety officer?" Below the question, there are two radio button options: "Yes" and "No". The "No" option is selected. A note below the options states: "Public safety officers include law enforcement officers, firefighters, and emergency service workers." At the bottom of the form, there are "Previous" and "Continue" buttons.

# Independent High School Completion Status

The student is asked about what their high school completion status will be when they start the 2024–25 school year. The student selects the "High school diploma" option.

The screenshot shows the FAFSA 2024-25 application form for a parent. The progress bar at the top indicates the following steps: 1. Personal Circumstances (completed), 2. Demographics (current step), 3. Financials, 4. Colleges, and 5. Signature. The question is: "What will the student's high school completion status be at the beginning of the 2024–25 school year?". The options are: "High school diploma" (selected), "State-recognized high school equivalent (e.g., GED certificate)", "Homeschooled", and "None of the above". Navigation buttons for "Previous" and "Continue" are visible at the bottom.

FAFSA<sup>®</sup> FORM 2024–25 Parent

Save | FAFSA Menu

1 Personal Circumstances 2 Demographics 3 Financials 4 Colleges 5 Signature

### Student High School Completion Status

What will the student's high school completion status be at the beginning of the 2024–25 school year?

High school diploma

State-recognized high school equivalent (e.g., GED certificate)

Homeschooled

None of the above

Previous Continue

# Independent Student High School Information

The student is asked which high school they did or will graduate from. The student enters their high school's state and city. After selecting "Search," they select the correct high school from the search results.

FAFSA<sup>®</sup> FORM 2024-25 Student Raya Tran Save FAFSA Menu

Personal Circumstances **Demographics** Financials Colleges Signature

### High School Information

From what high school did or will the student graduate?

State

City

High School Name - optional

FAFSA<sup>®</sup> FORM 2024-25 Student Raya Tran Save FAFSA Menu

Personal Circumstances **Demographics** Financials Colleges Signature

### High School Information

From what high school did or will the student graduate?

State

City

High School Name - optional

Brown High School  
 Brooklyn, New York (NY)



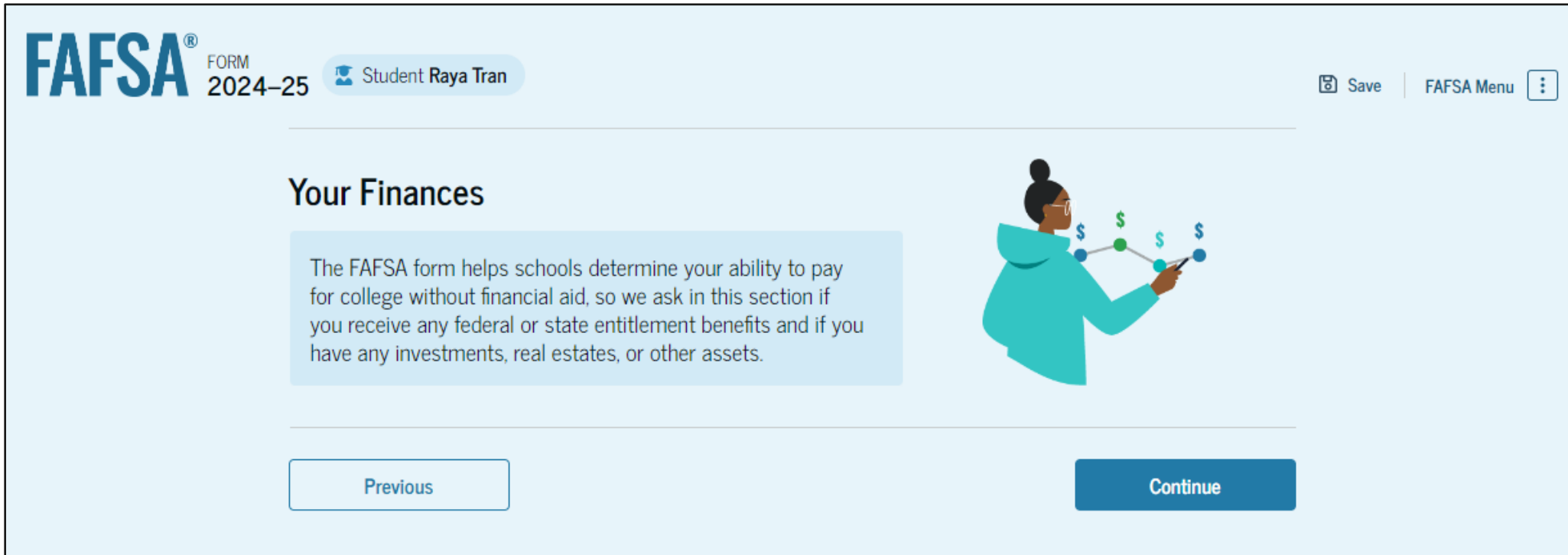
# Independent Student Confirms High School

The student has the option to edit the high school information presented on this page by selecting "Edit," which will return them to the high school information page. The student confirms their high school information and selects "Continue" to proceed to the next section.

The screenshot shows the FAFSA 2024-25 interface for Student Raya Tran. At the top, there is a progress bar with five steps: 1. Personal Circumstances (checked), 2. Demographics, 3. Financials, 4. Colleges, and 5. Signature. Below the progress bar, the heading "Confirm Your High School" is displayed, followed by the instruction: "Take a look to verify that your high school information below is correct. Once you're ready, select 'Continue' and we'll add this high school to your FAFSA." The form fields are: High School Name (Buena Vista High School), City (Lakewood), and State (California). An "Edit" link with a pencil icon is located to the right of the High School Name field. At the bottom of the form, there are two buttons: "Previous" and "Continue".

# Introduction: Independent Student Financials

This is the first page within the Student Financials section. It provides an overview of the section.



The screenshot shows the FAFSA 2024-25 interface. At the top left, it says "FAFSA<sup>®</sup> FORM 2024-25" and "Student Raya Tran". At the top right, there are "Save" and "FAFSA Menu" buttons. The main heading is "Your Finances". Below it, a text box explains: "The FAFSA form helps schools determine your ability to pay for college without financial aid, so we ask in this section if you receive any federal or state entitlement benefits and if you have any investments, real estates, or other assets." To the right of the text is an illustration of a person in a teal hoodie pointing at a line graph with dollar signs. At the bottom, there are "Previous" and "Continue" buttons.

# Independent Student Federal Benefits

The student is asked questions about their federal benefits. The student selects the response that applies to them.

FAFSA<sup>®</sup> FORM 2024-25 Parent Save | FAFSA Menu

Personal Circumstances Demographics **Financials** Colleges Signature

### Federal Benefits Received

At any time during 2022 or 2023, did the student or anyone in their family receive benefits from any of the following federal programs? ⓘ

Select all that apply.

- Earned Income Tax Credit (EITC)
- Federal Housing Assistance
- Free or Reduced Price School Lunch
- Medicaid
- Refundable Credit for Coverage Under a Qualified Health Plan (QHP)
- Supplemental Nutrition Assistance Program (SNAP) ⓘ
- Supplemental Security Income (SSI)
- Temporary Assistance for Needy Families (TANF) ⓘ
- Special Supplemental Nutrition Program for Women, Infants, and Children (WIC) ⓘ
- None of these apply

Previous Continue

# Independent Student Family Size

This page asks the student if their family size has changed since filing their 2022 tax return. The student selects the “No” option.

The screenshot shows the FAFSA 2024-25 application interface for Student Raya Tran. The progress bar at the top indicates the following steps: Personal Circumstances (1), Demographics (2), Financials (3), Colleges (4), and Signature (5). The current step is Financials. The question is: "Is the student's family size different from the number of individuals claimed on their 2022 tax return?". The "No" option is selected.

FAFSA<sup>®</sup> FORM 2024-25 Student Raya Tran Save FAFSA Menu

Personal Circumstances Demographics Financials Colleges Signature

**Family Size**

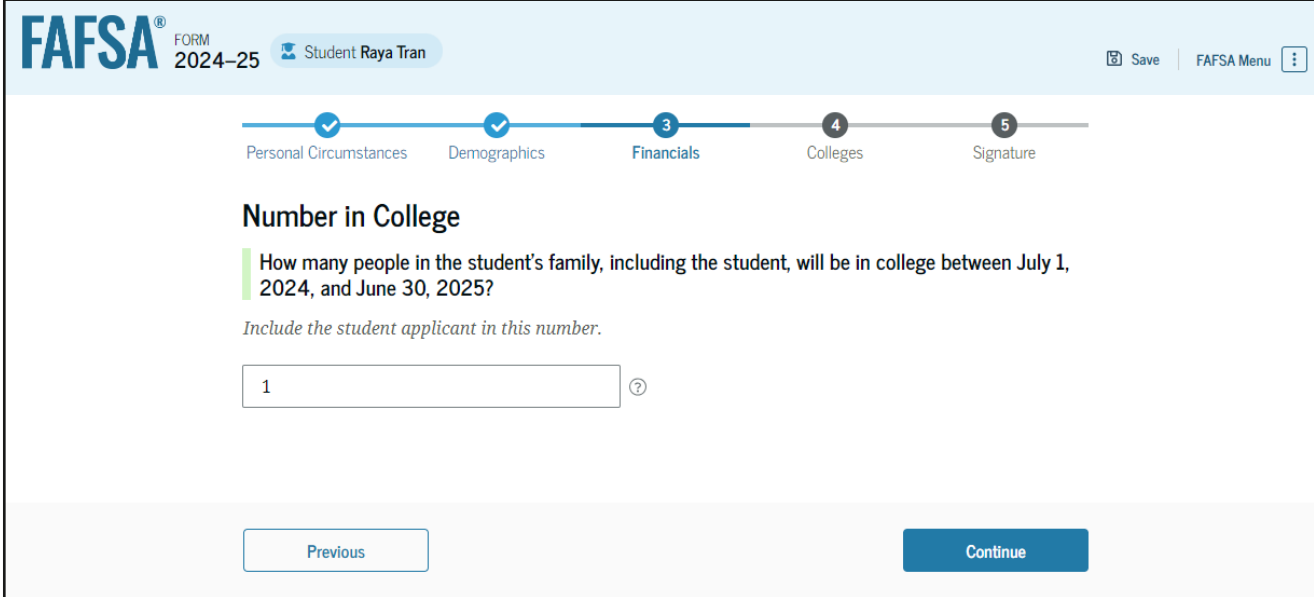
Is the student's family size different from the number of individuals claimed on their 2022 tax return?

Yes  No

Previous Continue

# Independent Student Number in College

This page asks the student how many people in the family will be in college between July 1, 2024, and June 30, 2025. The student enters a response into the entry field.



The screenshot shows the FAFSA 2024-25 application interface for Student Raya Tran. The progress bar indicates the user is on the 'Financials' step (3), with 'Personal Circumstances' (1) and 'Demographics' (2) completed, and 'Colleges' (4) and 'Signature' (5) remaining. The current question is 'Number in College', asking for the number of people in the student's family, including the student, who will be in college between July 1, 2024, and June 30, 2025. The user has entered '1' in the text input field. The 'Previous' and 'Continue' buttons are visible at the bottom.

FAFSA<sup>®</sup> FORM 2024-25 Student Raya Tran Save FAFSA Menu

Personal Circumstances Demographics **Financials** Colleges Signature

### Number in College

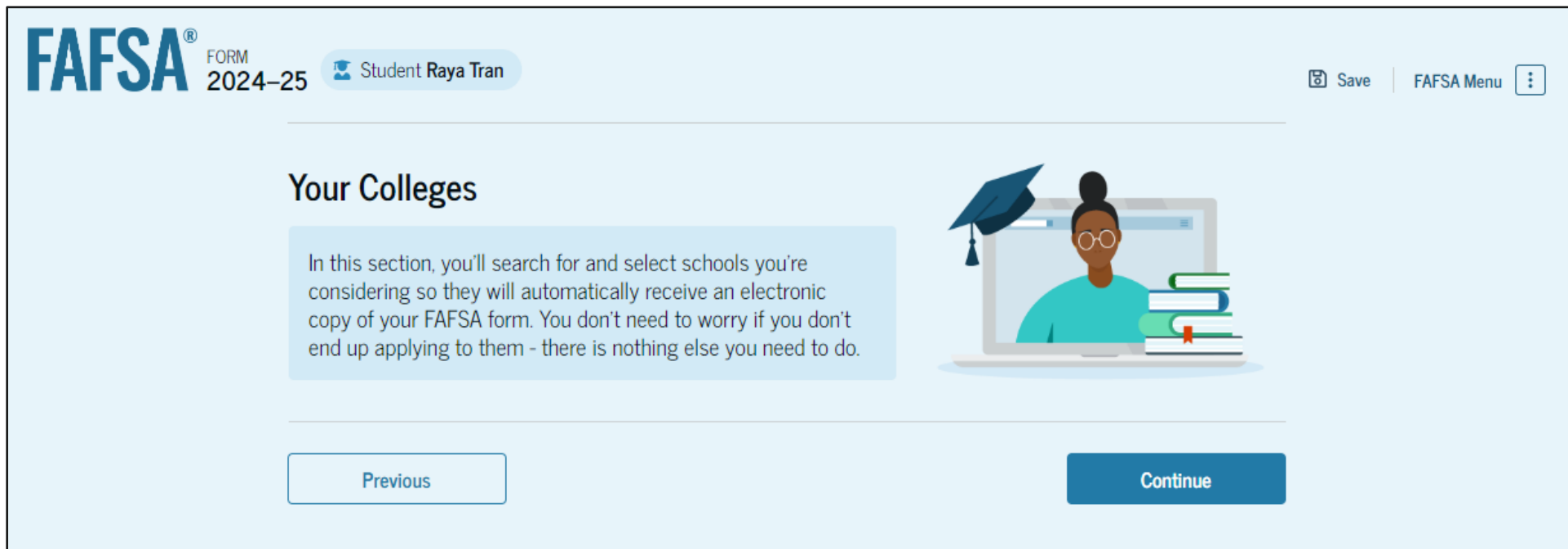
How many people in the student's family, including the student, will be in college between July 1, 2024, and June 30, 2025?

*Include the student applicant in this number.*

 ?

# Introduction: Independent Student Select Colleges

This is the first page in the Select Colleges section, which is the final part of the FAFSA<sup>®</sup> form's student section to require information. It provides an overview of the section.



The screenshot shows the FAFSA 2024-25 interface for a student named Raya Tran. The page is titled "Your Colleges" and contains a text box explaining that schools selected here will receive an electronic copy of the FAFSA form. To the right of the text is an illustration of a student with a graduation cap and books. At the bottom, there are "Previous" and "Continue" buttons. The top right corner includes "Save" and "FAFSA Menu" options.

**FAFSA<sup>®</sup> FORM 2024-25** Student Raya Tran Save | FAFSA Menu

## Your Colleges

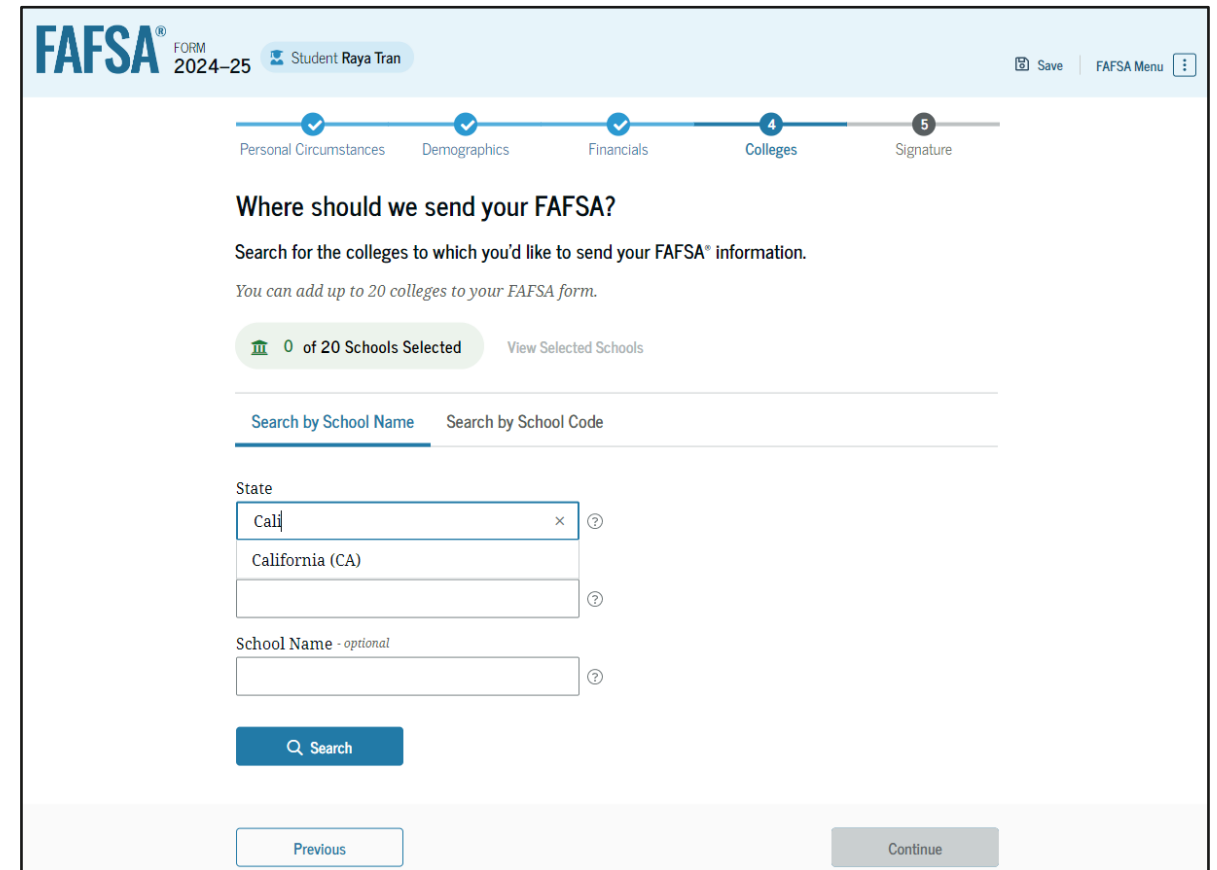
In this section, you'll search for and select schools you're considering so they will automatically receive an electronic copy of your FAFSA form. You don't need to worry if you don't end up applying to them - there is nothing else you need to do.

Previous Continue

# Independent Student College Search

The student is asked to search for the colleges and/or career schools they would like to receive their FAFSA® information.

The student searches for a school by entering a state, city, and/or school name. After selecting "Search," they select the correct school from the search results. Students can select to send their FAFSA information to a maximum of 20 schools.



The screenshot displays the FAFSA 2024-25 interface for a student named Raya Tran. The progress bar indicates the current step is 'Colleges' (step 4), with previous steps 'Personal Circumstances', 'Demographics', and 'Financials' completed, and 'Signature' remaining. The main heading is 'Where should we send your FAFSA?' with the instruction to search for colleges to send FAFSA information. A search bar is present with '0 of 20 Schools Selected' and a 'View Selected Schools' link. Below the search bar, there are two tabs: 'Search by School Name' (selected) and 'Search by School Code'. The 'State' dropdown menu is open, showing 'Calif' entered, with 'California (CA)' listed below it. There is also a 'School Name - optional' input field. A blue 'Search' button is located below the input fields. At the bottom of the page, there are 'Previous' and 'Continue' buttons.

# Independent Student College Search (Continued)

<b>Rice University</b> Burlington, California (CA)	Federal School Code B09773	+ Select
<b>Rhodes College</b> Centerville, California (CA)	Federal School Code E89235	+ Select
<b>Smith College</b> Lexington, California (CA)	Federal School Code G92383	+ Select
<b>Macalester College</b> Madison, California (CA)	Federal School Code 038412	+ Select
<b>Wellesley College</b> Springfield, California (CA)	Federal School Code F09983	✓ Selected

Search and Select Schools

< Previous 1 2 3 4 5 Next >

Previous Continue

✓ 4 of 20 schools have been selected Search and Select Schools



# Independent Student Selected Colleges

The student can view which colleges and/or career schools they have selected. If the student has not selected 20 schools, they have the option to search and select more schools. When the student selects "Continue," they will have completed entering the required student information for their section and can proceed to review and sign their form.

The screenshot shows the FAFSA 2024-25 interface for Student Raya Tran. The progress bar indicates that the 'Colleges' section is currently active. Below the progress bar, the 'Selected Colleges' section displays a message: 'These are the colleges you want to receive your FAFSA information. Review these schools and confirm your selection.' A green pill indicates '12 of 20 Schools Selected'. Below this, a list shows 'Showing 1 to 10 of 12' schools. Three entries are visible, all for the University of California Northridge, CA, with Federal School Code G03453. Each entry has 'Remove' and 'View Info' links.

This screenshot shows a detailed view of the 'Colleges' section. It features a search bar with the text 'Search and Select Schools'. Below the search bar is a pagination control with '< Previous', a highlighted '1', '2', and 'Next >'. At the bottom, there are two buttons: 'Previous' and 'Continue'.

# Independent Student Review Page

The review page displays the responses that the student has provided in the FAFSA® form. The student can view all the responses by selecting "Expand All" or expand each section individually. To edit a response, the student can select the question's hyperlink and they will be taken to the corresponding page.

The screenshot shows the FAFSA 2024-25 review interface for Student Raya Tran. At the top, there is a header with the FAFSA logo, the form year (2024-25), the student's name, and a 'Save' button. Below the header, a message reads: 'Take a moment to review before signing. Expand the sections below to review and edit the information you've entered before you sign your portion of the form.' An illustration of a family riding bicycles is shown to the right. The main content area is titled 'Student Sections' and features an 'Expand All' dropdown menu. The sections listed are: Introduction Personal Identifiers, Section 1 Personal Circumstances, Section 2 Demographics, Section 3 Financials, Section 4 Colleges, and Section 5 Signature. Each section has a green checkmark icon on the left and a circular arrow icon on the right, indicating that the sections are expandable.

# Independent Student Signature

On this page, the student acknowledges the terms and conditions of the FAFSA® form and signs. Since all required sections are complete, the student can both sign and submit the FAFSA form.

The screenshot shows the FAFSA 2024-25 interface for Student Raya Tran. At the top, the FAFSA logo and 'FORM 2024-25' are displayed. A progress bar indicates that the 'Signature' section (5) is the current step, with previous sections (Personal Circumstances, Demographics, Financials, and Colleges) marked as complete. The main heading is 'Sign and Complete Your Part'. Below this is a green-bordered box containing a 'Summary' section. The summary text states: 'This page confirms you understand the terms and conditions of the FAFSA form, and that you have filled it out accurately to the best of your ability.' It also notes: 'The FAFSA form is a legal document you will electronically sign with your FSA ID. Because this is associated with your personal information, do not share it with anyone.' Below the summary, there is a paragraph: 'By signing this application electronically using your FSA ID (username and password) and/or any other credential or by signing a signature page and mailing it to us, YOU, THE STUDENT, certify that you' followed by a bulleted list of five conditions:

- will use federal and/or state student financial aid only to pay the cost of attending an institution of higher education,
- are not in default on a federal student loan or have made satisfactory arrangements to repay it,
- do not owe money back on a federal student grant or have made satisfactory arrangements to repay it,
- will notify your school if you default on a federal student loan, and
- will not receive a Federal Pell Grant from more than one school for the same period of time.

# Independent Student Signature (Continued)

You also certify that you understand that the secretary of education has the authority to verify information reported on your application with the Internal Revenue Service and other federal agencies.

If you sign this application or any document related to the federal student aid programs electronically using a username and password, and/or any other credential, you certify that you are the person identified by the username and password, and/or any other credential and have not disclosed that username and password, and/or any other credential to anyone else. If you purposely give false or misleading information, you may be fined up to \$20,000, sent to prison, or both.

## Sign Your FAFSA Form

I, Raya Tran, agree to the terms outlined above

Cancel

Submit

# Independent Student Confirmation Page

The student is presented the confirmation page. This page displays information for the student about their completion date, data release number, and next steps, including tracking their FAFSA® form. The student also sees an estimation for their Student Aid Index.

The screenshot shows the FAFSA 2024-25 Student Confirmation Page for Student Raya Tran. The page features a light blue background with illustrations of hot air balloons. The main heading reads "Congratulations, the FAFSA® form is complete!". Below this, the student's name "Raya Tran" is displayed with a graduation cap icon. A table provides key information:

Completion Date	Date Release Number	Estimated Student Aid Index
10/12/2024	2572	000,000,000

Below the table, a note states: "The SAI is NOT a measure of how much student aid you'll receive or how much you'll pay for college. Schools use your SAI to determine your federal student aid eligibility." A white box at the bottom contains the following text: "Based on the eligibility criteria, you may be eligible for a Federal Pell Grant of up to 000,000.00. You may also be eligible for other federal, state, or institutional grants, scholarships, and/or work-study programs."

# Independent Student Confirmation Page (Continued)

## What Happens Next



### Check Your Email

You will receive an email version of this confirmation page at the following email address:  
**rayaatran@gmail.com.**



### Receive Notification of Processing

In one to three days, you will receive a notification by email that your FAFSA form was processed and sent to your schools.



### You Will Receive School Communications

We use the information collected on your FAFSA form to calculate your Student Aid Index (SAI). The SAI lets schools determine the aid you're eligible to receive. Your schools will reach out to you if they need more information. They will also contact you with your financial aid offers. Once received, you can contact their financial aid offices directly to ask questions about their student aid packages.

**Start Your Application for New York State-based Aid**

[Apply for State Aid](#)

# FAFSA Submission Summary

---

# FAFSA Submission Summary Landing Page

The student receives a FAFSA Submission Summary for their processed FAFSA® form and any subsequent corrections that they submit. The FAFSA Submission Summary is broken into four tabs: Eligibility Overview, FAFSA Form Answers, School Information, and Next Steps. At the top, the student will see information about when their form was received and processed. They also have the option to print their FAFSA Submission Summary to keep for their records.

The screenshot shows the FAFSA Submission Summary landing page. At the top left, there is a '< Back' link. At the top right, there is a 'Print This Page' link. The main heading is 'FAFSA FORM 2024-25 FAFSA Submission Summary'. Below this, there is a table with the following information:

Student  Raya Tran	Application Received Sept. 10, 2024	Application Processed Sept. 12, 2024	Data Release Number 2572	Viewing: Submission 1
--------------------	--	---	-----------------------------	-----------------------

At the bottom, there are four tabs: 'Eligibility Overview' (which is selected and underlined), 'FAFSA Form Answers', 'School Information', and 'Next Steps' (which has a red exclamation mark icon).



# Eligibility Overview

On the Eligibility Overview tab, the student sees information about what federal student aid they may be eligible for, such as a Federal Pell Grant and Federal Direct Loans. They are also able to view the Student Aid Index. Any amounts of financial aid that display on this tab are estimates and are not guaranteed. Final determination of the student's financial aid eligibility is provided by their school's financial aid office.

The screenshot shows the 'Eligibility Overview' tab selected in a navigation bar. Below the navigation bar, the page title is 'Estimated Federal Student Aid'. There are three main sections:

- Federal Pell Grant**: Described as awarded to undergraduate students with financial need who have not earned a degree or are in a teacher certification program. Federal Pell Grants don't need to be repaid. The amount is 'Up to \$4,556'.
- Federal Direct Loans**: Described as money lent by the government to be repaid with interest. The amount is 'Up to \$4,556'.
- Federal Work-Study**: Described as a way for students to earn money to pay for school through part-time jobs on or off campus. The status is 'You May Be Eligible'.

Below these sections is a disclaimer: 'Amounts shown here are only estimates of federal student aid based on full-time enrollment and the average cost of attendance. Your school will determine how much student aid to offer you, which may include additional aid from your school or state.' A link 'Learn more about financial aid' is provided.

A green callout box at the bottom contains a lightbulb icon and the text: 'Keep in mind, this is only an estimate. Always refer to your school's financial aid offer for a final determination of financial aid available.'

# Eligibility Overview (Continued)

---

## Your Student Aid Index (SAI)

Your SAI is a number used by your school to determine your federal student aid eligibility and to build your financial aid offer

-355 ?

[What does this mean?](#)





# FAFSA Form Answers

On the FAFSA Form Answers tab, the student sees the answers that they and, if applicable, their contributor(s) provided on their FAFSA® form. If any of the provided answers are incorrect, the student can choose to start a correction.

The screenshot shows the 'Your FAFSA® Form Answers' page. At the top, there are navigation tabs: 'Eligibility Overview', 'FAFSA Form Answers' (which is selected and underlined), 'School Information', and 'Next Steps' with a red exclamation mark icon. Below the tabs, the heading 'Your FAFSA® Form Answers' is followed by a paragraph: 'Review your responses carefully and make sure all the information you provided is correct. Start a correction to fix any errors and ensure that your form is processed correctly.' To the right of this text is a blue button labeled 'Make a Correction'. Below this is a section titled 'Student Sections' with an 'Expand All' dropdown arrow. The sections listed are: 'Introduction' with a sub-section 'Personal Identifiers'; 'Section 1' with a sub-section 'Personal Circumstances'; 'Section 2' with a sub-section 'Demographics'; 'Section 3' with a sub-section 'Financials'; 'Section 4' with a sub-section 'Colleges'; and 'Section 5' with a sub-section 'Signature'. Each section has a downward-pointing arrow icon on the right side.

# FAFSA Form Answers (Continued)

---

Parent Sections	Expand All 
Section 0 <b>Personal Identifiers</b>	
Section 1 <b>Demographics</b>	
Section 2 <b>Financials</b>	
Section 3 <b>Signature</b>	

# School Information

On the School Information tab, the student sees information about the college(s) and/or career school(s) that they selected to send their FAFSA<sup>®</sup> information. The student can compare the graduation rate, retention rate, transfer rate, default rate, median debt upon completion, and average annual cost of their selected schools.

Eligibility Overview   FAFSA Form Answers   **School Information**   ! Next Steps

**Find an Affordable School**  
 Many schools offer the opportunity to attend college affordably. Learn about the costs and benefits associated with the schools you listed on your form.

[Learn More on College Scorecard](#) Showing results for family income between **\$0-\$30,000** v

School Name	Graduation Rate <span style="font-size: small;">?</span>	Retention Rate <span style="font-size: small;">?</span>	Transfer Rate <span style="font-size: small;">?</span>	Default Rate <span style="font-size: small;">?</span>	Median Debt Upon Completion <span style="font-size: small;">?</span>	Average Annual Cost <span style="font-size: small;">?</span>
George Washington University	15%	89%	26%	64%	\$56,000	\$102,000
University of North Carolina, Chapel Hill	26%	76%	25%	34%	\$24,000	\$38,000
University of California, North Ridge	55%	65%	35%	15%	\$19,000	\$24,000

[View All](#) v

# Next Steps

On the Next Steps tab, the student sees comments that pertain to their FAFSA<sup>®</sup> form. Some comments may require the student to start a correction or send additional documentation to their school. Other comments may be informational and do not require any further action from the student.

The screenshot shows the 'Next Steps' tab in the FAFSA portal. At the top, there are navigation tabs: 'Eligibility Overview', 'FAFSA Form Answers', 'School Information', and 'Next Steps' (which is highlighted with a red dot and a blue underline). Below the tabs, there are three main sections:

- Next Steps:** A list of three items, each with a checkmark icon and a dropdown arrow on the right.
  - 1 Correct any errors on your FAFSA<sup>®</sup> form
  - 2 Make sure your schools have everything they need
  - 3 Look out for aid-related communications from your schools
- For Your Awareness:** A section with an information icon (i) and a list of three bullet points.
  - VA Education and Training Benefits help veterans, service members, and their family members with needs like paying college tuition or finding the right school.
  - Based on the information we have on record for you, your Student Aid Index (SAI) is 123,456,789. You may be eligible to receive a Federal Pell Grant and other federal student aid. Your college's or career school's financial aid office will use your SAI to determine your eligibility for other types of grants, scholarships, work-study funds, and loans
  - The limit to the total amount of Federal Pell Grants that a student may receive is the equivalent of six school years. Once you've reached that limit, you can no longer receive a Federal Pell Grant.
- Understand Your Tax Benefits:** A section with a tax icon and a paragraph of text.

Did you know that the IRS provides tax benefits for education? These tax benefits can be used to get back some of the money you spend on tuition or loan interest, or to maximize your college savings.

[Learn About Tax Benefits](#)

# More Resources

Lastly, along the right side of their FAFSA Submission Summary, the student can choose from additional resources, including visiting Aid Summary or College Scorecard.

The screenshot displays the 'Estimated Federal Student Aid' section of a FAFSA Submission Summary. At the top, there are navigation tabs: 'Eligibility Overview' (selected), 'FAFSA Form Answers', 'School Information', and 'Next Steps'. The main content area is titled 'Estimated Federal Student Aid' and lists three types of aid:

- Federal Pell Grant**: Up to \$4,556. Description: A Federal Pell Grant is awarded to undergraduate students who have financial need and who have not earned a degree or are in a teacher certification program. Federal Pell Grants don't need to be repaid.
- Federal Direct Loans**: Up to \$4,556. Description: A federal direct loan is money lent by the government to you that you must repay with interest.
- Federal Work-Study**: You May Be Eligible. Description: Federal Work-Study is a way for students to earn money to pay for school through part-time jobs on or off campus.

Below the aid list, a disclaimer states: 'Amounts shown here are only estimates of federal student aid based on full-time enrollment and the average cost of attendance. Your school will determine how much student aid to offer you, which may include additional aid from your school or state.' A link 'Learn more about financial aid' is provided.

On the right side of the page, there are two resource boxes:

- View All of Your Federal Student Aid in One Place**: View detailed information about your federal loan and grant aid, including your enrollment history, payment history, and subsidized usage. Includes a 'Visit Aid Summary' button.
- Find the Right College or Career School**: Use the College Scorecard to compare schools by size, location, graduation rate, and more. Includes a 'Visit College Scorecard' button.

At the bottom left, a green callout box with a lightbulb icon says: 'Keep in mind, this is only an estimate. Always refer to your school's financial aid offer for a final determination of financial aid available.'

At the bottom right, there is an illustration of a person looking at a smartphone in front of a college building.

# Dependent Student and Direct Unsubsidized Loan

---




# Dependency Status: Dependent Student

If the parents of a dependent student are unwilling to provide their information but the student doesn't have an unusual circumstance, the student can choose to have their school determine their eligibility for a Direct Unsubsidized Loan only.

FAFSA<sup>®</sup> FORM 2024-25 Parent of Raya Tran Save FAFSA Menu

1 Personal Circumstances 2 Demographics 3 Financials 4 Colleges 5 Signature

### Your Dependency Status

 **Dependent Student**  
Based on your answers, you are a dependent student. This means you must provide parent information on your FAFSA<sup>®</sup> form. This information helps determine how much federal student aid you're eligible to receive.

#### Apply for a Direct Unsubsidized Loan Only

Are the student's parents unwilling to provide their information, but the student doesn't have an unusual circumstance that prevents them from contacting or obtaining their parents' information?

*If you select "Yes," a financial aid administrator at the student's school will determine their eligibility for a Direct Unsubsidized Loan only.*

Yes  No

Previous Continue

# Provisionally Independent Student

---

# Student Other Circumstances

The student is asked if they were homeless or at risk of being homeless.

The student selects “Yes.” Next, the student is asked who determined that they are homeless or at risk of being homeless.

They select “None of these apply.”

FAFSA<sup>®</sup> FORM 2024-25 Parent

Save | FAFSA Menu

1 Personal Circumstances 2 Demographics 3 Financials 4 Colleges 5 Signature

### Student Other Circumstances

At any time on or after July 1, 2023, was the student unaccompanied and either (1) homeless or (2) self-supporting and at risk of being homeless?

Yes  No

Did any of the following determine the student was homeless or at risk of becoming homeless?  
*Select all that apply.*

- Director or designee of an emergency or transitional shelter, street outreach program, homeless youth drop-in center, or other program serving those experiencing homelessness
- The student's high school or school district homeless liaison or designee
- Director or designee of a project supported by a federal TRIO or GEAR UP program grant
- Financial aid administrator (FAA)
- None of these apply.

Previous Continue

# Student Unusual Circumstances

The student is asked if unusual circumstances prevent them from contacting their parent(s). The student selects "Yes."

FAFSA<sup>®</sup> FORM 2024-25 Parent of Raya Tran Save FAFSA Menu

1 Personal Circumstances 2 Demographics 3 Financials 4 Colleges 5 Signature

### Student Unusual Circumstances

*This information will help us evaluate the student's ability to pay for school.*

**Do unusual circumstances prevent the student from contacting their parents or would contacting their parents pose a risk to the student?**

A student may be experiencing unusual circumstances if they

- left home due to an abusive or threatening environment;
- are abandoned by or estranged from their parents and have not been adopted;
- have refugee or asylee status and are separated from their parents, or their parents are displaced in a foreign country;
- are a victim of human trafficking;
- are incarcerated, or their parents are incarcerated and contact with the parents would pose a risk to the student; or
- are otherwise unable to contact or locate their parents and have not been adopted.

If the student's circumstances resulted in not having a safe and stable place to live, they may be considered a homeless youth and should review the answer to the previous question about being unaccompanied and homeless.

Yes  No

Previous Continue

# Impact of Provisionally Independent Status

Based on the answers provided by the student, they are considered a provisionally independent student and are not required to provide parent information. The student is able to sign and submit their FAFSA® form, but they will need to contact their school to see what supporting documentation they need to submit. A financial aid administrator at the school will review and make a determination regarding a dependency override. Until the student's circumstances are verified, Federal Student Aid will only provide the student an estimate of their federal student aid eligibility.

The screenshot displays the FAFSA 2024-25 application interface for Student Raya Tran. The progress bar at the top indicates five steps: 1. Personal Circumstances (completed), 2. Demographics, 3. Financials, 4. Colleges, and 5. Signature. The main content area is titled "Your Dependency Status" and features a light blue box with a circular icon of a student. The text in the box states: "Provisionally Independent Student. Based on your answers, you're a provisionally independent student. This means you don't need to answer questions about your parents to submit your application. To complete your application, you'll need to contact your school's financial aid office and provide documentation to verify your circumstances. We won't be able to calculate your Student Aid Index (SAI) until you confirm your circumstances with your financial aid office. Until then, we will provide only an estimate of your federal student aid eligibility as an independent student." At the bottom of the page, there are "Previous" and "Continue" buttons.



# Conclusion