

KNOWLEDGE ASSESSMENT

IVY PREP PLACEMENT

The following directions will walk you through the process of creating an account with EdReady and completing the Knowledge Assessment.

This program is specifically designed to place you into a Math and/ or English course and help improve your skills and knowledge base. When completing the Knowledge Assessment do not use any outside resources. This will provide you with the best feedback and allow the program to design topics to meet your education needs.

If you do not meet the minimum score to register for class, you can work on the Learning Path to increase your score without taking the initial assessment multiple times!

As you progress through the program you will receive messages from EdReady on your progress. Once you meet your minimum scores, make sure to follow up with your campus representative noted on the last page.

Let's get started!

1. To start the Knowledge Assessment, you will first need to create an account with EdReady. Go to <https://myitcc.edready.org> and click **Get Started**.

Welcome to the IvyPrep program!

IvyPrep is a tool used to assess your skills in mathematics and/or English and then help you master topics to prepare you for your next course at Ivy Tech Community College!

Get Started

The image also includes a cartoon character with black hair and glasses, and a blue question mark icon next to a green checkmark icon.

2. Enter your information in the form.

First & Last name: Enter your **legal First & Last name**

Email: You must use your **Ivy Tech email** address!

Password: Use at least one uppercase letter, one lower case letter, one numeral, and eight characters.

Zip Code: Enter your home or campus zip code

Phone Number: Enter a phone number we can reach you at for questions.

C Number: Enter your C Number starting with **C0** (Must start with a capital C and the number zero).

Campus: Enter your campus (ex. Indianapolis, Richmond, Muncie, etc.)

Date of Birth: Must be in **MM-DD-YYYY** format

Review and make sure your information is correct, then click [Sign Up for EdReady](#).

The image shows a screenshot of the EdReady sign-up form. The form is titled "Sign Up for EdReady™" and is divided into two main sections. The left section contains input fields for "First name", "Last name", "Email", "Password", "Confirm password", and "ZIP code". The right section contains input fields for "Phone Number:", "C Number:", "Campus:", and "Date of Birth MM-DD-YYYY:". Below the right section is a "Show additional options" link and a blue "Sign Up for EdReady™" button. To the right of the button is the text "By clicking the button you agree to the privacy policy".

Sign Up for EdReady™

First name

Last name

Email

Your activation email will be sent to this address.

Password

Use at least one upper case letter, one lower case letter, one numeral, and eight characters

Confirm password

ZIP code

EdReady™ will use your zip code to list colleges in your area.

Phone Number:

C Number:

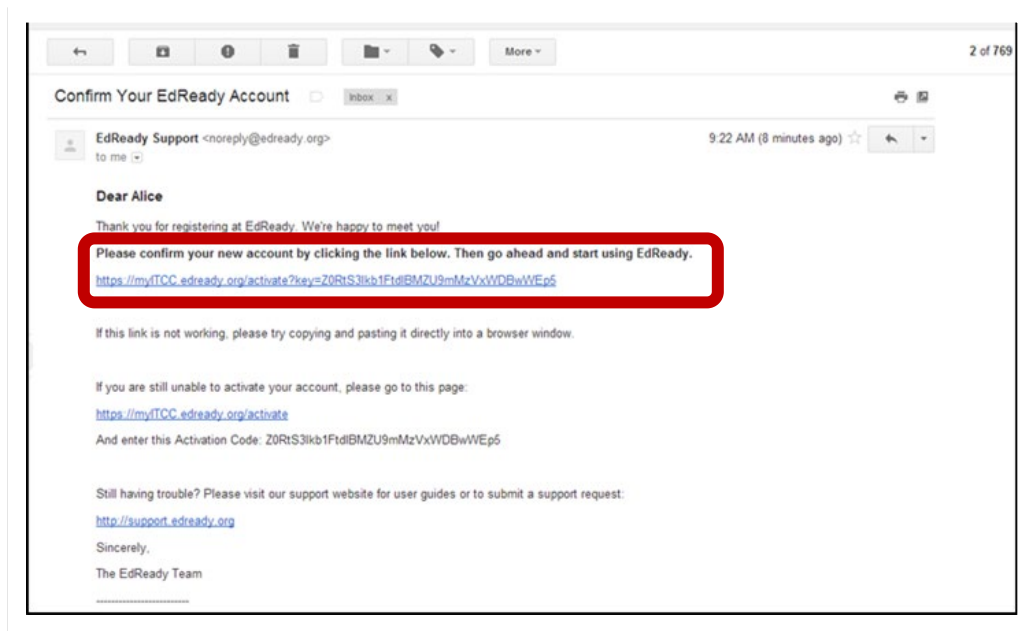
Campus:

Date of Birth MM-DD-YYYY:

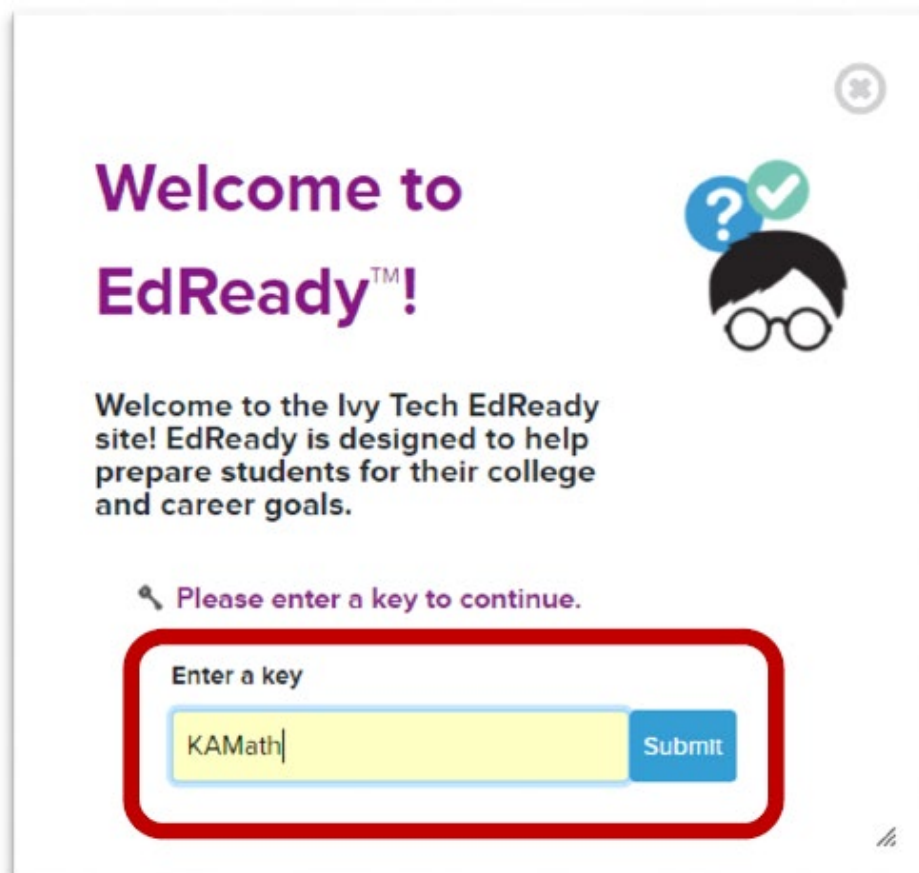
[Show additional options](#)

[Sign Up for EdReady™](#) By clicking the button you agree to the [privacy policy](#)

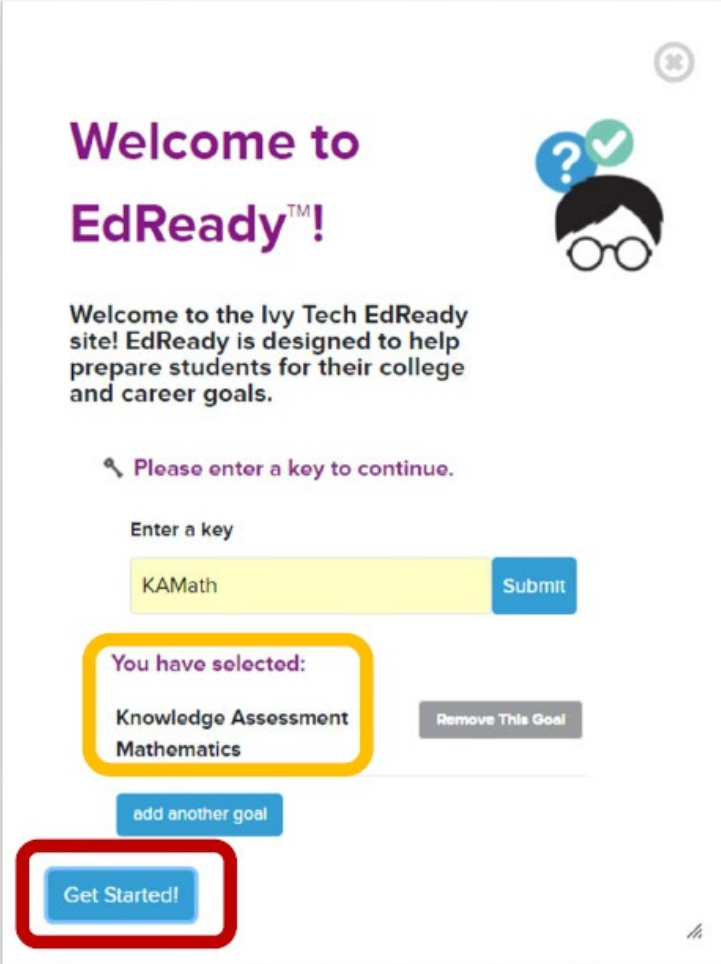
3. After you have registered, you will receive an email confirmation notice from EdReady sent to your Ivy Tech email. You can access your Ivy Tech email by logging into MyIvy at myivy.ivytech.edu. Click on the first blue link within the email to activate your account. You will be redirected to EdReady and asked to sign into the program with your Ivy Tech email address and password you created for EdReady.



4. Once you log in to EdReady, you will be prompted to enter a key. This code is only needed one time to enroll you in the Knowledge Assessment. For Math enter **KAMath** or for English enter **KARedWrite** in the box and click **Submit**.

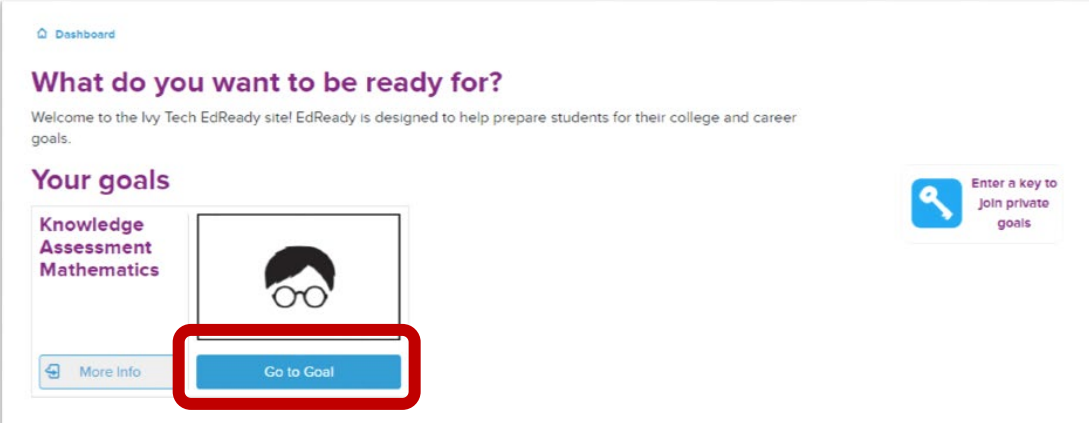


5. The next box will ask you to confirm you are registering for the correct course. Under **You have selected**, you should see **Knowledge Assessment Mathematics** or **KA Reading and Writing**. If this is correct, and you are doing both Math and English click **add another goal** and enter the other code from Step 4. Once you have your correct goals entered click **Get Started!**



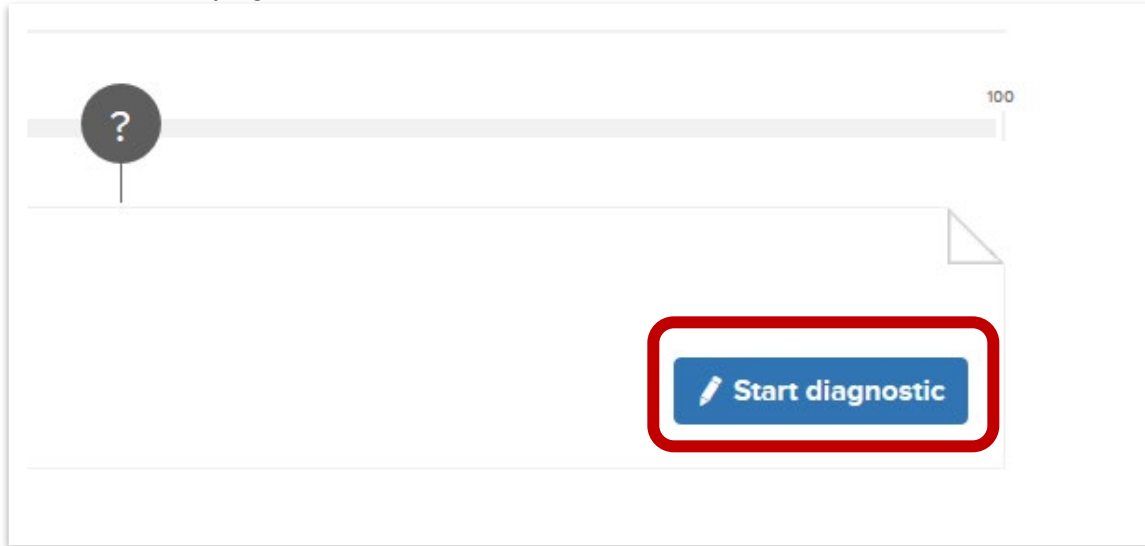
The image shows a registration confirmation screen for EdReady. At the top, it says "Welcome to EdReady™!" with a logo of a person with glasses and a question mark. Below this, it says "Welcome to the Ivy Tech EdReady site! EdReady is designed to help prepare students for their college and career goals." There is a search icon and the text "Please enter a key to continue." Below that is a text input field containing "KAMath" and a "Submit" button. A yellow box highlights the "You have selected:" section, which contains "Knowledge Assessment Mathematics" and a "Remove This Goal" button. Below this is an "add another goal" button. At the bottom, a red box highlights the "Get Started!" button.

6. On the Dashboard you will see your goal(s). Click on **Go to Goal** to enter the program.



The image shows a dashboard with the heading "What do you want to be ready for?" and a sub-heading "Your goals". Below this is a card for "Knowledge Assessment Mathematics" with a person icon and glasses. A red box highlights the "Go to Goal" button at the bottom of the card. To the right of the card is a button that says "Enter a key to join private goals" with a key icon.

7. To start the Knowledge Assessment, click on **Start diagnostic**. If you are completing a Knowledge Assessment for Mathematics make sure you complete the diagnostic noted by your advisor on the last page of these instructions.




8. Once you have completed the diagnostic, click on View results to see your score.

You have completed this initial diagnostic.

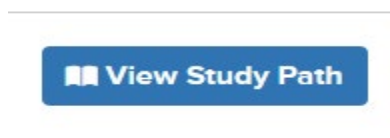
Based upon your current score you are eligible to enroll in the Co-requisite Math 080 and Math 123 courses. You may continue to work your learning path building your skills to increase your placement score to above 55 for placement directly into Math 123. We do recommend that you continue to improve your score through study to help you prepare for your upcoming math class.

View results

9. Your score will appear in the purple circle and indicate if you have place directly into your desired course. The chart on the last page will provide you with the minimum score needed for the Knowledge Assessment.



10. If you did not meet the minimum score needed for your Knowledge Assessment, you can continue on to the **Study Path** to increase your score **or** meet with an advisor to enter a co-requisite Math or English class



11. To increase your score you will need to review and prepare by clicking on **LEARN**. Then to increase your score complete the test by clicking on the blue **TEST** button. Do not click on the Unit Test button.

The screenshot shows a progress bar at the top with a score of 38 out of 95. The main content area is titled 'Whole Numbers' with a recommended study time of 5 hours and a 'NOT READY' indicator. A 'UNIT TEST' button is circled in red with a red 'X' over it, indicating it should not be clicked. Below this, there are two options: 'Expand your knowledge' with a 'LEARN' button and 'Check your knowledge' with a 'TEST' button. Both 'LEARN' and 'TEST' buttons are circled in red. On the right side, there is a section 'You have mastered 2 of 12 topics in this unit' listing 'Subtracting Whole Numbers and Applications' and 'Estimation'. Below that, 'Additional units you could study' includes 'Solving Equations and Inequalities' with a question mark icon.

Once you have reached your minimum score noted below. Please contact your campus representative.

| Complete the following | Goal | Minimum Score |
|--------------------------|--|---------------|
| <input type="checkbox"/> | QR Math for MATH 123 | 55 |
| <input type="checkbox"/> | STEM Math for MATH 043 or 100 | 50 |
| <input type="checkbox"/> | STEM Math for MATH 13X or 141 | 70 |
| <input type="checkbox"/> | Tech Math for MATH 122 | 55 |
| <input type="checkbox"/> | Reading & Writing English for ENGL 111 | 70 |

| Your Advisor | Knowledge Assessment Representative |
|--|---|
| PLACE YOUR CAMPUS CONTACT'S INFORMATION HERE. | Katie Wayt Tutoring & Academic Support Center Coordinator Richmond - Johnson Hall Library Phone: 765-966-2656 ext. 1184 Email: tutoringcenter9@ivytech.edu |